



2025

CATALOG

TIRES DESIGNED FOR CHAMPIONS

NO WARRANTY POLICY

Hoosier Racing Tire Corp. offers racing tires for sale only upon the conditions and the terms contained in this disclaimer of liability and indemnity. Due to many varied and different conditions which Hoosier Racing Tires and Tubes are exposed and because of the manner in which racing is conducted, Hoosier Racing Tire Corp. makes absolutely **no warranty**, expressed or implied, as to the fitness for a general or particular purpose or of merchantability in connection with any offer of sale of Hoosier Racing Tires and tubes. **"HOOSIER RACING TIRES AND TUBES ARE SOLD AS IS."** Race tires are not tested or labeled to meet FMVSS 109, 119, 139 or ECE36 Safety Standards. Therefore it is dangerous and illegal to sell race tires for use on public highways. Any person selling Hoosier Racing Tires or Tubes for highway use agrees to indemnify and reimburse Hoosier Racing Tire Corp. for all loss, damage, or liability Hoosier Racing Tire Corp. may suffer because of such sales. Not applicable where prohibited by law. Not following these warnings can cause **SERIOUS PERSONAL INJURY OR DEATH**. For more information read tire labels, follow manufacturer's warnings as molded in tire sidewalls and visit hoosiertire.com.

FREEZE WARNING

Freeze Crack Advisory: This advisory addresses proper storage and use of Hoosier tires in cold conditions. Hoosier tires, especially asphalt and hard compound tires, may experience Rubber Cracking if the tires are transported, crushed, flexed or stressed when frozen. The following guidelines are provided to avoid this problem.

1. Always store Hoosier Racing Tires indoors at temperatures above 32° F.
2. If tires have been subject to 32° F or less, allow them to warm to room temperature (about 70° F) for a minimum of 24 hrs before the tire is mounted, transported or flexed.
3. Always use spare tires not intended for future competition to store vehicles for prolonged periods of time or winter transport.
4. If below freezing temperatures are expected, please consider shipping tires once more favorable conditions exist.

Do not use tires that have evidence of Freeze Crack Damage.

WARNING

Service Life for Race Tires: Old tires can fail in use, causing loss of vehicle control and personal injury. Environmental conditions like temperature extremes, exposure to sunlight, electric arc, solvents, automotive fluids, and atmospheric pollutants accelerate the aging process. Hoosier Racing Tire strongly recommends that new (sticker) tires should be put in service within 2 years of date of purchase. Used (scuffed) tires have a shorter service life than new (sticker) tires. Poor storage and infrequent use accelerate the aging process.

DIRECTION OF ROTATION / MOUNTING INSTRUCTIONS

ROTATIONAL GUIDELINES FOR TIRES WITH DIRECTIONAL ARROWS

All Hoosier tires having directional arrows must be mounted so that the tire travels in the direction of the arrow. Hoosier tires having directional arrows will have them on both sidewalls. Directional arrows may not be on a tire that can have both left and/or right side application. All Hoosier tires not having directional arrows should be mounted as detailed below.

ROTATIONAL GUIDELINES FOR TIRES WITHOUT DIRECTIONAL ARROWS

Every Hoosier race tire has a four character serial code embossed into ONE sidewall of the tire. All Hoosier DOT tires will also have two additional codes as required by the Department of Transportation. (Example: J7AB 4AX8 3710)

CIRCLE TRACK RACING TIRES:

(Includes both dirt and asphalt tires)

Hoosier tires must be mounted with the serial code located toward the infield.

CIRCUIT & RALLY TIRES:

(Includes catalog numbers beginning with 43, 44, 45, 46)

In most cases, Hoosier tires used in Circuit & Rally applications should be mounted with the serial code toward the center of the vehicle. Once a tire has been run in the proper orientation it is acceptable to remount the tire in the opposite direction to even out the wear.

DRAG RACING TIRES, INCLUDING DOT DRAG TIRES:

(Includes catalog numbers beginning with 17, 18)

Hoosier drag tires can be mounted to rotate in either direction. Hoosier drag tires can also be flipped or reversed to provide even wear.

DIRT BIKE TIRES:

FRONT TIRES – Mount serial code facing brake caliper.

REAR TIRES – Mount serial code facing sprocket side

WARNING - TIRE MOUNTING IS DANGEROUS

Special Tire Mounting Instructions: Tire mounting should be done **ONLY** by trained personnel using proper tools and procedures. Failure to follow safe mounting procedures could cause faulty positioning of the tire and cause the assembly to burst with explosive force sufficient to cause **SERIOUS PERSONAL INJURY OR DEATH**. Always inspect tire for kinked beads or other possible damage that may have occurred in shipping or storage. Clean the rim especially in the bead area before mounting a tire. Lubricate the tire beads as needed with a purpose made tire mounting liquid or paste. Always lock rim on mounting machine or place in safety cage. Use a clip on chuck, an in-line valve with a pressure gauge or adjustable regulator and remote inflation/deflation device. Have enough air hose to stay out of the trajectory. Stand back.

WARNING - VERIFY RIM SIZE

Verify Correct Wheel and Bead Flange: All tires are designed to be used on wheels that are manufactured to Tire and Rim Association (T&RA) specifications and tolerances. Some rims are non-standard or damaged and it is necessary to inspect the rim flange to assure proper fit. Consult your specific rim manufacturer to determine if your rim can be used in this application. Never attempt to install and inflate a tire of one bead diameter on a rim or wheel of a different bead diameter. Use of Hoosier Racing Tires on wheels with incorrect bead flanges or wheels that do not meet T&RA standards can cause the assembly to fail and burst with explosive force sufficient to cause **SERIOUS PERSONAL INJURY OR DEATH**. Use a certified wheel rim disk tape to confirm wheel rim flange size.

WARNING - BEAD / RIM SEATING

When seating beads never exceed maximum bead seating pressure as molded in tire sidewall. Never exceed manufacturer's maximum inflation pressure. Always seat beads with wheel locked to mounting machine or placed in a safety cage. A damaged tire or wheel can fail during bead seating and burst with enough force sufficient to cause **SERIOUS PERSONAL INJURY OR DEATH**. Always use a clip on chuck, an in-line valve with a pressure gauge or adjustable regulator and remote inflation/deflation device. Have enough air hose to stay out of the trajectory. Stand back. If the beads will not seat at the manufacturers maximum bead seating pressure, STOP, deflate tire, return the tire to the place of purchase.

WARNING - NOT FOR HIGHWAY USE

NOT FOR HIGHWAY USE: All Hoosier Racing Tires including DOT-labeled NOT INTENDED FOR HIGHWAY USE are designed for racing purposes only on specified racing surfaces and are **not to be operated on public roadways**. DOT-labeled Hoosier Racing Tires meet Department of Transportation requirements for marking and performance only and are **NOT INTENDED FOR HIGHWAY USE**. It is unsafe to operate any Hoosier Racing Tire including DOT tires on public roads. The prohibited use of Hoosier Racing Tires on public roadways may result in loss of traction, unexpected loss of vehicle control, or sudden loss of tire pressure, resulting in a vehicle crash and **SERIOUS PERSONAL INJURY OR DEATH**. Exception - "PRO STREET", "TRACKATTACK PRO" and "EXTREMECONTACT FORCE" tires which are fully street legal.

WARNING - MISUSE / MISAPPLICATION

Application/Misuse: All Hoosier Racing Tire products are designed for a specific purpose. Consult with Hoosier Racing Tire Corp. for specific fitment and application. Utilizing Hoosier Tires in any form outside of their intended use constitutes **MISUSE** of the product and can cause **SERIOUS PERSONAL INJURY OR DEATH**. Hoosier Racing Tire products are designed and manufactured for racing purposes only, within a closed course designed for organized competition. Not for recreational use. Hoosier Tires should never be used for Off Track Exhibition or for Land Speed Record Vehicles including Jet or Rocket Powered Cars.

WARNING - DO NOT ALTER TIRES

Chemical Treatment of Tires: Hoosier Racing Tire strictly forbids any chemical alteration of the tire carcass and/or tread compound such as tire "soaking" or use of tread "softener." Hoosier Racing Tire strictly forbids the physical defacement (removal, altering or covering), of tire sidewall markings in any manner. Failure to comply with this warning could result in premature or catastrophic tire failure and may result in **SERIOUS PERSONAL INJURY OR DEATH**.




HOOSIER

We fuel passion,
pride and
success.

TABLE OF CONTENTS

LEAD #	TIRE	PAGE #
	NO WARRANTY POLICY & WARNINGS	Inside Front Cover
	WARNINGS (CONTINUED)	3
41	Little Car Asphalt / Mini-Cup	6
13	Midget Asphalt	6
08/10/37	Asphalt Short Track	6-7
08/09	Modified / Supers / Sprint Asphalt	8
36	Late Model / E-Mod / Street Stock Dirt	8-9
14	Eastern Modified / 358 / Sportsman Dirt	9
38	Wing Sprint Dirt	10
38	Non-Wing Sprint Dirt / Silver Crown Short Track Dirt	10
38	Silver Crown Dirt / Mile Tracks	11
35	Midget Dirt / Mini Sprint / TQ Midget	11
42	Modified Midget / Micro Sprint Dirt / Jr. Sprint	12
11/15	Dirt Oval Karting	12
11	Treaded Kart	13
15	Asphalt Oval Karting	13
12	Monoride	14
15	Asphalt Quarter Midget	15
11	Dirt Quarter Midget	15
22	5" Sprint / Solo Kart	16
22	Super Kart Enduro	16
18	Drag Racing – Bias	17-18
18	Drag Racing – Radial	18
18	Drag Bracket – Radial	19
18	JR Dragster	19
17	D.O.T. Drag - Radials	19-20
17	Quick Time Pro D.O.T.	20
17	Quick Time D.O.T.	21
28	Racing Tubes & Liner	21
19	Pro Street D.O.T. – Radial	21
43	Circuit Racing Slicks – Bias	22
43	Circuit Racing Slicks – Radial	22
44	Circuit Racing Wets – Bias	23
44	Circuit Racing Wets – Radial	24
43/44	Vintage Sports car	24
43/44	Vintage Formula	25
44	Vintage T-Section	25
46	Vintage Radial	26
46	Circuit Racing D.O.T. – Radial	26-27
46	Circuit Racing D.O.T. – Radial Wet	27
47	TrackAttack Pro	28-29
41/43/44	Formula Student (FSAE)	30
48	Rally	28
07	Dirt Bike	32
11/16/42	ATV / 3 Wheeler	32-33
49/16	UTV / SxS	33
	TrackAttack Pro	34
	General Tire	35
	Continental Vintage	36
	Continental Extreme Contact Force	37
	Continental GR CUP	38
	Hoosier Racing Tire Distributors	Back Cover

SEE WARNINGS STARTING ON INSIDE COVER

Tire rule spec tires may not be listed in this catalog. Please contact local distributor for further information.

REV. 2/25
First Printing

REFER TO INSIDE FRONT COVER FOR NO WARRANTY POLICY AND WARNINGS.

INDEPENDENT DEALERS MUST ESTABLISH THEIR OWN PRICES.
FOR PRICING CONTACT YOUR NEAREST DISTRIBUTOR ON BACK OF CATALOG.

LITTLE CAR ASPHALT / MINI-CUP

ITEM NUMBER	TIRE SIZE	TREAD PATTERN	TREAD WIDTH	APPROX. DIA.	APPROX CIRC.	RECOM. RIM WIDTH	MEASURED RIM WIDTH	SECTION WIDTH	COMPOUND
41100	6.0/18.0-10	Slick	6.0"	18.0"	56-57"	6-7"	7"	8.5"	LC0
41120	8.0/18.0-10	Slick	8.0"	18.0"	56-57"	7-8"	8"	9.8"	LC3
41130	10.0/19.0-10	Slick	10.0"	19.0"	60.0"	10"	10"	12.2"	LC5
MINI-CUP									
41149	15.0/ 7.0-8 SH	Slick	6.25"	15.37"	48.25"	7-8"	8"	7.5"	MC780
41150	15.0/ 7.0-8	Slick	6.25"	15.75"	49.5"	7-8"	8"	7.5"	MC780

SOFT

COMPOUND

FIRM

LC0

LC3

LC5

MC780



SLICK

MIDGET ASPHALT

ITEM NUMBER	TIRE SIZE	TREAD PATTERN	TREAD WIDTH	APPROX. DIA.	APPROX CIRC.	RECOM. RIM WIDTH	MEASURED RIM WIDTH	SECTION WIDTH	COMPOUND
13109	7.0/20.5-13	Slick	7.0"	20.5"	65.0"	8"	8"	8.6"	MG4
13110	7.0/20.5-13	Slick	7.0"	20.5"	66.0"	8"	8"	8.6"	700, MG5
13115BG06	7.0/20.5-13 BG2006	Slick	7.0"	20.5"	65.0"	8"	8"	8.6"	BG2006
13195	10.0/22.0-13	Slick	9.0"	22.0"	69.0"	8"	8"	11.2"	MG5
13210	10.0/23.5-13	Slick	10.0"	23.5"	73.0"	10"	10"	11.6"	760
13240	12.0/23.5-13	Slick	12.0"	23.5"	74.0"	10-12"	10"	13.5"	700

SOFT

COMPOUND

FIRM

MG4

MG5

700

760

DX



SLICK

ASPHALT SHORT TRACK

ITEM NUMBER	TIRE SIZE	TREAD PATTERN	TREAD WIDTH	APPROX. DIA.	APPROX CIRC.	RECOM. RIM WIDTH	MEASURED RIM WIDTH	SECTION WIDTH	COMPOUND
08651	27.0/10.0-15	Slick	10.0"	27.5"	86.0"	10"	10"	13.2"	1057
10050	8.0/23.0-13	Slick	8.0"	23.5"	73.8"	8"	8"	10.2"	F60
10051	8.0/23.0-13 SH	Slick	8.0"	23.0"	72.5"	8"	8"	10.2"	F60
10060	22.5/7.0-13	Street Tread	7.0"	22.5"	70.7"	6"	6"	8.6"	Sportsman
10070	23.0/7.0-13	Street Tread	7.0"	23.0"	72.2"	6"	6"	8.6"	Sportsman, Super TD
10100	22.5/8.0-13	Rib Asphalt	8.0"	22.5"	70.7"	8"	8"	9.8"	700
10110	23.0/8.0-13	Rib Asphalt	8.0"	23.0"	72.2"	8"	8"	9.8"	700
10160	10.0/27.0-15 SH	Slick	10.0"	27.0"	84.8"	10"	10"	13.2"	1070
10170	10.0/27.0-15	Slick	10.0"	27.5"	86.0"	10"	10"	13.2"	1070
10180	26.5x8.0-15	Slick	8.0"	26.8"	84.0"	8"	8"	11.5"	F70
10181	26.5x8.0-15	Slick	8.0"	26.8"	84.0"	8"	8"	11.5"	A40, F60

ASPHALT SHORT TRACK (CONTINUED)

ITEM NUMBER	TIRE SIZE	TREAD PATTERN	TREAD WIDTH	APPROX. DIA.	APPROX CIRC.	RECOM. RIM WIDTH	MEASURED RIM WIDTH	SECTION WIDTH	COMPOUND
10184	8.0/27.5-15	Slick	8.0"	27.3"	86.0"	8"	8"	11.4"	F70
10215	26.5/8.0-15	Street Tread	8.0"	26.5"	81.25"	8"	8"	10.2"	COMANCHE
10220	26.5/8.0-15	Street Tread	8.0"	26.5"	82.1"	8"	8"	10.2"	COMANCHE, 880, 895
10230	27.5/8.0-15	Street Tread	8.0"	27.5"	85.3"	8"	8"	10.7"	COMANCHE
10240	23.0/7.0-13 RIB	Rib Asphalt	6.6"	22.75"	71.5"	7"	7"	9.3"	800
10245	23.5/7.0-13 RIB	Rib Asphalt	6.6"	23.2"	73.0"	7"	7"	9.1"	800
10280	26.5/8.0-15 RIB	Rib Asphalt	8.0"	26.5"	82.0"	8"	8"	10.75"	800
10285	27.0/8.0-15 RIB	Rib Asphalt	8.0"	27.0"	84.5"	8"	8"	11.25"	700, 800
10290	27.5/8.0-15 RIB	Rib Asphalt	8.0"	27.5"	85.5"	8"	8"	11.25"	700, 800
10295	8.0/26.5-15	Street Tread	9.0"	26.5"	83.2"	8"	8"	11.0"	970
10300	8.0/26.5-15	Street Tread	9.0"	27.0"	84.0"	8"	8"	11.0"	970
10350	8.0/27.0-15	Street Tread	9.0"	27.5"	86.3"	8"	8"	11.0"	970
10400	23.0/7.0-13	Street Tread	7.0"	23.0"	72.2"	6"	6"	8.6"	790
10405	23.0/7.0-14	Street Tread	7.0"	23.0"	72.2"	6"	6"	8.6"	790
10406	23.0/7.0-14	Street Tread	7.0"	23.0"	72.2"	6"	6"	8.6"	795
10408	24.0/7.0-14	Street Tread	7.0"	24.0"	75.0"	6"	6"	9.1"	790
10409	24.0x7.0-14	Street Tread	7.0"	24.0"	75.0"	6"	6"	9.1"	795
10410	26.5/7.0-15	Street Tread	7.0"	26.4"	83.0"	6"	6"	9.1"	790
10414	27.0/7.0-15	Street Tread	7.0"	26.5"	84.0"	6"	6"	9.2"	790, 850
10420	26.5/8.0-15	Street Tread	8.0"	26.5"	82.1"	8"	8"	10.2"	880
10425	27.5x8.0-15	Street Tread	8.0"	27.5"	85.3"	8"	8"	10.7"	880
10430	8.0/26.5-15	Street Tread	8.5"	26.4"	83.0"	8"	8"	11.4"	D800
10435	8.0/26.5-15	Street Tread	8.5"	26.9"	84.5"	8"	8"	11.4"	D800
10440	8.0/27.0-15	Street Tread	8.5"	27.2"	85.5"	8"	8"	11.4"	D800
10620	27.5/10.0-15	Slick	10.0"	27.3"	86.5"	10"	10"	13.2"	F50
10700	27.0/10.0-15 SX	Slick	10.0"	26.8"	84.0"	10"	10"	13.2"	3035
37130	8.0/27.0-15 L	Slick	8.0"	26.8"	84.0"	8"	8"	11.5"	F53
37140	8.0/27.0-15	Slick	8.0"	27.3"	86.0"	8"	8"	11.4"	F53
37170	10.0/23.0-13	Slick	10.0"	23.0"	72.0"	10"	10"	12.5"	F25, F45
37180	10.0/27.0-15	Slick	10.0"	26.2"	83.5"	10"	10"	13.2"	F45
37181	10.0/27.0-15 SX	Slick	10.0"	26.8"	84.0"	10"	10"	13.2"	F45
37190	10.0/27.0-15 SX	Slick	10.0"	26.8"	84.5"	10"	10"	13.2"	F45

SOFT

COMPOUND

FIRM

F15	795	3035	500	3045	960	600	970	F80	800	850
	950	SUPER TD	F60	F45			1070	R750	F50	COMANCHE
		D850	1057	F53			700	F70	F55	790
				2040			880	D800		ST TD
							980			
							F75			
							D800			

SLICK



STREET TREAD



RIB ASPHALT



MODIFIED / SUPERS / SPRINT ASPHALT

ITEM NUMBER	TIRE SIZE	TREAD PATTERN	TREAD WIDTH	APPROX. DIA.	APPROX CIRC.	RECOM. RIM WIDTH	MEASURED RIM WIDTH	SECTION WIDTH	COMPOUND
08400	26.0/13.0-15	Slick	13.0"	25.5"	80.5"	14-15"	15"	16.4"	M20, M30
08410	26.0/13.0-15	Slick	13.0"	26.0"	81.5"	14-15"	15"	16.4"	M20, M30
08420	27.0/13.0-15	Slick	13.0"	26.8"	84.0"	15"	15"	16.4"	M30, M45, M450
09120	11.0/24.0-15	Slick	11.0"	23.2"	73.0"	10"	10"	13.0"	2010
09121	11.0/24.0-15	Slick	12.0"	24.1"	75.75"	12"	12"	13.0"	2030
09125	11.0/24.5-15	Slick	11.0"	24.5"	77.5"	10"	10"	12.5"	M60
09142	13.0/25.0-15	Slick	13.0"	25.0"	78.0"	13-14"	13"	15.0"	2045
09150	26.0/13.0-15	Slick	13.0"	26.0"	81.5"	14-15"	15"	16.4"	2040
09160	13.0/26.5-15	Slick	13.0"	26.4"	82.5"	15"	15"	16.4"	2040
09170	13.0/27.0-15	Slick	13.0"	27.0"	84.2"	15"	15"	16.4"	2045
09200	17.0/28.0-15	Slick	17.0"	27.7"	86.5"	18"	18"	20.0"	2045
09206	17.0/28.0-15	Slick	17.0"	27.7"	86.5"	18"	18"	20.0"	M40
09209	17.0/28.0-15 (SC1)	Slick	17.0"	27.7"	86.5"	18"	18"	20.0"	M55



COMPOUND



M10			M20	M30	2040		M45	M450		M55	
2010			1320	2030			2045				
				1330			M40				



LATE MODEL / E-MOD / STREET STOCK DIRT

ITEM NUMBER	TIRE SIZE	TREAD PATTERN	TREAD WIDTH	APPROX. DIA.	APPROX CIRC.	RECOM. RIM WIDTH	MEASURED RIM WIDTH	SECTION WIDTH	COMPOUND
36019	G60-15 SH	G60	8.5"	25.5"	81.0"	8"	8"	10.75"	IMCA
36020	G60-15	G60	8.5"	26.0"	82.0"	8"	8"	10.75"	IMCA
36021	G60-15	G60	8.5"	25.5"	81.0"	8"	8"	10.75"	Non Stamped
36022	G60-15	G60	8.5"	26.0"	82.0"	8"	8"	10.75"	Non Stamped
36040	22.5/8.0-13	Crossblock	8.0"	22.5"	69.5"	8-9"	8"	9.75"	USLCI, 1350, 1600
36042	23.0/8.0-13	Crossblock	8.0"	23.0"	72.0"	8-9"	8"	9.75"	1350, 1600
36103	8.0/26.5-15	Super Chain Link	8.0"	26.5"	82.0"	8-9"	8"	10.5"	H 500, IMCA 500
36105	8.0/27.0-15	Super Chain Link	8.0"	27.0"	84.0"	8-9"	8"	10.5"	H 500, IMCA 500
36107	8.0/27.5-15	Super Chain Link	8.0"	27.5"	86.5"	8-9"	8"	10.5"	H 500
36110	8.0/27.5-15 Short	Super Chain Link	8.0"	26.9"	84.5"	8-9"	8"	10.5"	H 500
36149	26.5/ 8.0-15	Super Chain Link	8.0"	26.5"	84.0"	8-9"	8"	11.2"	Soft, Medium 100, Medium
36156	27.5/ 8.0-15 NRM	Super Chain Link	8.0"	27.5"	86.5"	8-9"	8"	11.3"	Soft, Medium 100, Medium, Hard
36175	26.5/ 8.0-15 Wissota	Super Chain Link	8.0"	26.5"	83.0"	8-9"	8"	11.2"	35-W
36180	26.5/ 8.0-15 Emod	Super Chain Link	8.0"	26.5"	83.0"	8-9"	8"	11.2"	M30S
36185	27.5/ 8.0-15 Wissota	Super Chain Link	8.0"	27.25"	85.5"	8-9"	8"	11.2"	35-W
36190	27.5/ 8.0-15 Emod	Super Chain Link	8.0"	27.25"	85.5"	8-9"	8"	11.2"	M30S, M60
36240	28.0/10.5-15	Chain Link	10.5"	28.0"	86.0"	10-12"	10"	13.5"	RC4
36310	29.0/10.5-15	Chain Link	10.5"	29.0"	90.0"	10-12"	10"	13.5"	RC4
36606	28.5/11.0-15	Angle Block	11.0"	28.5"	90.0"	12-14"	14"	14.5"	USA21, RUSH25, RUSH55
36616	88.0/11.0-15	Large Crossblock	11.0"	28.0"	87.5"	12-14"	14"	14.75"	USA21, RUSH25
36621	90.0/11.0-15	Large Crossblock	11.0"	28.5"	89.0"	12-14"	14"	15.0"	W30S
36626	90.0/11.0-15	Large Crossblock	11.0"	28.5"	89.0"	12-14"	14"	15.0"	USA21, USA55, RUSH25, RUSH55
36631	92.0/11.0-15	Large Crossblock	11.0"	29.0"	92.0"	12-14"	14"	15.0"	W30S
36636	92.0/11.0-15	Large Crossblock	11.0"	29.0"	92.0"	12-14"	14"	15.0"	USA21, USA55, RUSH25, RUSH55
36700	90.0/11.0-15	Large Crossblock	11.0"	28.5"	89.0"	12-14"	14"	15.0"	NMLT1, NMLT2, NLMT2.25, NLMT2.50, NLMT3

LATE MODEL / E-MOD / STREET STOCK DIRT (CONT.)

ITEM NUMBER	TIRE SIZE	TREAD PATTERN	TREAD WIDTH	APPROX. DIA.	APPROX. CIRC.	RECOM. RIM WIDTH	MEASURED RIM WIDTH	SECTION WIDTH	COMPOUND
36710	92.0/11.0-15	Large Crossblock	11.0"	29.0"	92.0"	12-14"	14"	15.0"	NLMT2, NLMT2.25, NLMT2.50, NLMT3, NLMT4
36805	205/60-13	Dirt Bozz Style	8.0"	22.6"	70.0"	7-8"	7"	9.1"	STARS Soft, STARS Med
36810	215/60-13	Dirt Bozz Style	8.0"	23.3"	71.5"	7-8"	7"	9.3"	STARS Soft, STARS Med
36815	235/60-13	Dirt Bozz Style	8.0"	23.8"	74.0"	7-8"	7"	10.2"	STARS Soft, STARS Med

SOFT

COMPOUND

FIRM

NLMT1 SOFT	NLMT2 STARS SOFT	MEDIUM 100 RUSH25 NLMT2.25	USA21 1350 NLMT2.50	STARS MEDIUM	M30S NLMT3 W30S MEDIUM	USA55 RUSH55 1600 USLCI	RC4 NLMT4	HARD	D70 35-W	IMCA H500 IMCA500	M60
------------	------------------	----------------------------	---------------------	--------------	------------------------	-------------------------	-----------	------	----------	-------------------	-----



EASTERN MODIFIED / 358 / SPORTSMAN DIRT

ITEM NUMBER	TIRE SIZE	TREAD PATTERN	TREAD WIDTH	APPROX. DIA.	APPROX. CIRC.	RECOM. RIM WIDTH	MEASURED RIM WIDTH	SECTION WIDTH	COMPOUND
14131	11.0/82.0-15 SH	Chain Link	10.5"	25.6"	80.5"	10-12"	10"	12.0"	D300
14133	11.0/82.0-15	Chain Link	10.5"	26.0"	82.0"	10-12"	10"	12.0"	D300
14135	11.0/87.0-15	Chain Link	11.0"	27.2"	85.5"	10-12"	12"	14.2"	M45
14145	11.0/90.0-15	Chain Link	11.0"	29.0"	90.5"	10-13"	12"	14.5"	M45, D60
14151	13.0/82.0-15	Chain Link	13.0"	26.3"	82.0"	12-14"	12"	14.0"	D300, D400
14176	13.0/87.0-15 SH	Super Chain Link	13.0"	27.2"	85.5"	12-14"	14"	16.2"	D300
14177	13.0/87.0-15	Chain Link	13.0"	27.5"	86.0"	12-14"	14"	16.2"	D300, D400
14189	13.0/89.0-15	Chain Link	13.0"	28.0"	88.0"	12-14"	14"	16.2"	D300, D400
14224	13.0/92.0-15	Super Chain Link	13.0"	29.0"	91.5"	12-14"	14"	16.5"	D400
14229	13.0/92.0-15 Tall	Chain Link	13.0"	29.5"	92.5"	12-14"	14"	16.5"	D300, D400, D500

SOFT

COMPOUND

FIRM

D300	M45	D400	D60	D500
------	-----	------	-----	------



WING SPRINT DIRT

ITEM NUMBER	TIRE SIZE	TREAD PATTERN	TREAD WIDTH	APPROX. DIA.	APPROX. CIRC.	RECOM. RIM WIDTH	MEASURED RIM WIDTH	SECTION WIDTH	COMPOUND
38031	85.0/ 8.0-15	Super Chain Link	8.0"	27.0"	84.5"	8"	8"	10.5"	D12
38032	85.0/ 8.0-15	Super Chain Link	8.0"	27.0"	85.0"	8"	8"	10.5"	D15, D20
38126	88.0/15.0-15	Large Checkerboard	15.0"	28.0"	88.0"	14-15"	15"	18.6"	RD12
38139	90.0/15.0-15	Large Checkerboard	15.0"	28.5"	90.0"	14-15"	15"	18.0"	RD12
38120	8.0/27.5-15	Super Chain Link	8.0"	27.4"	86.0"	8"	8"	10.5"	*RaceSaver
38143	92.0/14.0-15	Large Checkerboard	15.0"	29.0"	92.0"	14-15"	14"	18.0"	*RaceSaver
38149	92.0/15.0-15	Sprint LR Checkerboard	15.0"	29.0"	92.0"	14-15"	15"	18.5"	D12A
38151	93.0/15.0-15	Sprint LR Checkerboard	15.0"	29.6"	93.0"	14-15"	15"	18.3"	D12A
38153	94.0/14.0-15	Large Checkerboard	15.0"	30.0"	94.0"	14-15"	14"	18.0"	*Racesaver
38155	94.0/15.0-15	Sprint LR Checkerboard	15.0"	30.0"	94.0"	14-15"	15"	18.3"	D12A
38160	96.0/14.0-15	Large Checkerboard	15.0"	30.5"	96.0"	14"	14"	18.5"	*RaceSaver
38168	96.0/15.0-15	Sprint LR Checkerboard	15.0"	30.5"	96.0"	14-15"	15"	18.7"	D12A
38214	104/16.0-15	Racesaver	16.0"	33.1"	104.0"	16-18"	17"	19.9"	RaceSaver
38223	105/16.0-15	Sprint RR Checkerboard	16.0"	33.2"	105.0"	16-18"	17"	20.3"	D15A, MED1
38233	105/18.0-15	Sprint RR Checkerboard	18.0"	33.2"	105.0"	16-18"	18"	21.5"	RD20, D25
38230	105/18.0-15	Large Checkerboard	18.0"	33.2"	105.0"	16-18"	18"	21.5"	HTC

SOFT COMPOUND FIRM

RD12

D12A

D15

D15A

D20

RD20

MED1

D25
RaceSaver

*RaceSaver

SUPER CHAIN LINK



LARGE CHECKERBOARD



LR CHECKERBOARD



RR CHECKERBOARD



RACE SAVER



NON-WING SPRINT / SILVER CROWN SHORT TRACK DIRT

ITEM NUMBER	TIRE SIZE	TREAD PATTERN	TREAD WIDTH	APPROX. DIA.	APPROX. CIRC.	RECOM. RIM WIDTH	MEASURED RIM WIDTH	SECTION WIDTH	COMPOUND
38031	85.0/ 8.0-15	Super Chain Link	8.0"	27.0"	84.5"	8"	8"	10.5"	D12
38032	85.0/ 8.0-15	Super Chain Link	8.0"	27.0"	85.0"	8"	8"	10.5"	D15, D20
38233	105/18.0-15	Large Checkerboard	18.0"	33.2"	105.0"	16-18"	18"	21.5"	RD20, D25
38144	92.0/14.0-15	Large Checkerboard	15.0"	29.0"	92.0"	14-15"	14"	18.0"	SC12
38154	94.0/14.0-15	Large Checkerboard	15.0"	30.0"	94.5"	14-15"	14"	18.0"	SC12
38161	96.0/14.0-15	Large Checkerboard	15.0"	30.0"	96.0"	14-15"	14"	18.0"	SC12
38163	98.0/14.0-15	Large Checkerboard	15.0"	31.5"	98.0"	14-15"	14"	18.0"	SC12
38164	100/13.0-15	Checkerboard	15.0"	31.8"	100.0"	14-15"	14"	17.2"	SC12
38223	105/16.0-15	Sprint RR Checkerboard	16.0"	33.2"	105.0"	16-18"	17"	20.3"	D15A, MED1

SOFT COMPOUND FIRM

D12
SC12

D15

D15A

D20

RD20

D25
MED1

SUPER CHAIN LINK



LARGE CHECKERBOARD



INDEPENDENT DEALERS MUST ESTABLISH THEIR OWN PRICES.

FOR PRICING CONTACT YOUR NEAREST DISTRIBUTOR ON BACK OF CATALOG.

REFER TO INSIDE FRONT COVER FOR NO WARRANTY POLICY AND WARNINGS.

SILVER CROWN DIRT / MILE TRACKS

ITEM NUMBER	TIRE SIZE	TREAD PATTERN	TREAD WIDTH	APPROX. DIA.	APPROX. CIRC.	RECOM. RIM WIDTH	MEASURED RIM WIDTH	SECTION WIDTH	COMPOUND
38032	85.0/ 8.0-15	Super Chain Link	8.0"	27.0"	84.5"	8"	8"	10.5"	D20, F75
38207	103/14.0-15	Large Checkerboard	14.5"	32.1"	103.0"	14"	14"	18.5"	D50
38326	105/18.0-15 C2055	Large Checkerboard	18.0"	33.2"	105.0"	16-18"	21.5"	21.5"	F85A

SOFT

COMPOUND

FIRM

D20

D50

F75

F85A



MIDGET DIRT / MINI SPRINT / TQ MIDGET

ITEM NUMBER	TIRE SIZE	TREAD PATTERN	TREAD WIDTH	APPROX. DIA.	APPROX. CIRC.	RECOM. RIM WIDTH	MEASURED RIM WIDTH	SECTION WIDTH	COMPOUND
35112	68.0/ 7.0-13	Midget Front	7.0"	21.6"	68.0"	7-8"	7"	8.5"	D12
35113	68.0/ 7.0-13	Midget Front	7.0"	21.8"	68.5"	7-8"	7"	8.5"	D15
35140	74.0/10.0-13	Small Crossblock	10.0"	23.7"	73-74"	8-10"	8"	11.7"	D12
35155	76.0/10.0-13	Small Crossblock	10.0"	24.2"	75-76"	8"	8"	12.0"	D12
35161	77.0/10.0-13	Small Crossblock	10.0"	24.5"	77.0"	8-10"	8"	12.0"	D12
35165	78.0/10.0-13	Small Crossblock	10.0"	24.8"	78.0"	8"	8"	12.0"	D12
35172	80.0/10.0-13	Small Crossblock	10.0"	25.5"	79-80"	8"	8"	12.0"	D12
35234	82.0/12.0-13	Large Crossblock	12.0"	26.1"	82.0"	10-12"	10"	14.1"	SP3

SOFT

COMPOUND

FIRM

D12

D15

SP3



MODIFIED MIDGET / MICRO SPRINT DIRT / JR. SPRINT

ITEM NUMBER	TIRE SIZE	TREAD PATTERN	TREAD WIDTH	APPROX. DIA.	APPROX. CIRC.	RECOM. RIM WIDTH	MEASURED RIM WIDTH	SECTION WIDTH	COMPOUND
42050	57.0/6.0-10	Micro Front	5.8"	18.0"	57.0"	5-6"	5"	6.8"	D12, D15
42100	57.0/6.5-10	Super Chain Link	7.0"	18.0"	57.0"	7"	7"	8.7"	D12
42124	59.0/8.0-10	Large Crossblock	8.5"	18.5"	58.5"	8"	8"	9.5"	RD12
42130	60.0/7.0-10	Super Chain Link	7.5"	19.0"	60.0"	7"	7"	9.0"	D15
42164	61.0/8.0-10	Large Crossblock	8.2"	19.0"	60.5"	8"	8"	10.1"	RD15
42168	61.0/10.0-10	Large Crossblock	10.2"	19.0"	60.5"	10"	10"	11.8"	RD15, RD20
42170	62.0/8.0-10	Large Crossblock	8.2"	19.7"	62.0"	8"	8"	10.1"	RD12, RD15
42172	62.0/10.0-10	Large Crossblock	10.0"	19.7"	62.0"	10"	10"	11.9"	RD12, RD15
42173	63.0/8.0-10	Large Crossblock	8.2"	19.0"	63.0"	8"	8"	10.1"	RD12, RD15
42183	63.0/10.0-10	Large Crossblock	10.0"	20.0"	63.0"	10"	10"	12.0"	RD12, RD15, RD20
42185	64.0/8.0-10	Large Crossblock	8.2"	20.2"	64.0"	8"	8"	10.6"	RD12, RD15
42195	64.0/10.0-10	Large Crossblock	10.0"	20.2"	64.0"	10"	10"	12.5"	RD12, RD15
42225	65.0/10.0-10	Crossblock	10.0"	20.5"	65.0"	10"	10"	11.5"	RD12, RD15, RD20
42237	69.0/10.0-10	Crossblock	11.0"	22.0"	69.0"	10-12"	10"	12.5"	RD20, D25
42239	69.0/10.0 W-10	Crossblock	12.5"	22.0"	69-70"	10-12"	11"	14.7"	RD12, RD15, RD20, ASCS2
42400	15.0/6.0-8	Treaded CAB	6.0"	15.0"	49.0"	6"	6"	7.4"	D12, RD20
42450	15.0/7.0-8	Small Crossblock	7.0"	15.0"	49.0"	6"	6"	7.5"	RD20
42500	15.0/8.0-8	Small Crossblock	8.0"	15.0"	49.5"	7"	7"	8.5"	RD20, RD25
42550	16.0/8.5-8	Small Crossblock	8.5"	16.0"	53.5"	9"	9"	10.5"	RD20



DIRT OVAL KARTING

ITEM NUMBER	TIRE SIZE	TREAD PATTERN	TREAD WIDTH	APPROX. DIA.	APPROX. CIRC.	RECOM. RIM WIDTH	MEASURED RIM WIDTH	SECTION WIDTH	COMPOUND
Dirt Oval Kart Tires - Soft, Wet, Tacky Track									
11325	10.5 x 5.0-6	Slick	4.75"	10.5"	32.75"	6.5"	6.5"	6.63"	D20A, D30A
11600	11.0 x 6.0-6	Slick	6.0"	11.0"	33.0"	8.25-8.5"	8.5"	8.5"	D20A, D30A
11800	11.0 x 8.0-6	Slick Right Side	7.5"	11.0"	34.0"	10.0"	10.0"	10.13"	D20A, D30A
Dirt Oval Kart Tires - Intermediate/Transitioning Track Conditions									
15500	10.5 x 5.0-6	Slick	4.75"	10.5"	32.75"	6.5"	6.5"	6.625"	A40
15600	11.0 x 6.0-6	Slick	6.0"	11.0"	33.0"	8.25-8.5"	8.5"	8.5"	A40
15800	11.0 x 8.0-6	Slick Right Side	7.5"	11.0"	34.0"	10.0"	10.0"	10.125"	A40
Dirt Oval Kart Tires - Hard Track Conditions									
15456	10.5 x 4.5-6	Slick	4.75"	10.5"	32.5"	6.5"	6.5"	6.6"	FK
15600	11.0 x 6.0-6	Slick	6.0"	11.0"	33.0"	8.25-8.5"	8.5"	8.5"	A40, FK



TREADED KART

ITEM NUMBER	TIRE SIZE	TREAD PATTERN	TREAD WIDTH	APPROX. DIA.	APPROX. CIRC.	RECOM. RIM WIDTH	MEASURED RIM WIDTH	SECTION WIDTH	COMPOUND
11850	11.5 x 8.0-6	Treaded CB	8.0"	11.0"	36.0"	9-10"	10.0"	9.5"	D10A, D20A, D30A, D50A
11900	11.0 x 5.5-6	Treaded CAB	5.5"	11.0"	34.5"	6-6.5"	6.0"	6.375"	D10A, D20A, D30A
11901	11.0 x 5.5-6	Treaded CAB	5.5"	11.0"	35.75"	5.5"	5.5"	6.375"	RACESAVER
11920	11.0 x 6.5-6	Treaded CAB	6.5"	11.0"	35.5"	6.5-8"	6.5"	7.125"	D10A, D20A, D30A
11930	11.0 x 6.0-6	Treaded CAB	6.25"	11.0"	34.2"	6.5-8"	6.5"	6.75"	D10A, D30A
11939	12.0 x 8.0-6	Treaded CB	8.0"	12.0"	38.5"	6.5"	6.5"	9.25"	RACESAVER
11940	12.0 x 8.0-6	Treaded CB	8.0"	12.0"	38.5"	6.5"	6.5"	9.25"	D10A, D20A
11941	12.0 x 8.0-6	Treaded CB	8.0"	12.0"	37.5"	9-10"	10.0"	9.75"	D30A
11950	11.5 x 9.0-6	Treaded CB	9.0"	12.0"	37.0"	9-10"	10.0"	10.25"	D10A, D20A, D30A
11960	12.0 x 9.0-6	Treaded CB	9.0"	12.0"	38.5"	9-10"	10.0"	10.25"	D10A, D20A, D30A
11970	12.0 x 9.0-6	Treaded CB	9.0"	12.0"	38.5"	9-10"	10.0"	10.25"	D50A

SOFT

COMPOUND

FIRM

D10A

D20A

D30A

D50A

RACESAVER



ASPHALT OVAL KARTING

ITEM NUMBER	TIRE SIZE	TREAD PATTERN	TREAD WIDTH	APPROX. DIA.	APPROX. CIRC.	RECOM. RIM WIDTH	MEASURED RIM WIDTH	SECTION WIDTH	COMPOUND
15500	10.5 x 5.0-6	Slick	4.50"	10.5"	33.125"	6-6.5"	6.0"	6.25"	A40
15656	11.0 x 6.5-6	Slick	6.25"	11.0"	34.75"	8-9"	8.5"	8.625"	A40
15600	11.0 x 6.0-6	Slick	6.0"	11.0"	33.0"	8.25-8.5"	8.5"	8.5"	A40, FK
15800	11.0 x 8.0-6	Slick	7.875"	11.0"	34.0"	10"	10.0"	9.75"	A40

SOFT

COMPOUND

FIRM

A40





MONORIDE

ITEM NUMBER	TIRE SIZE	TREAD PATTERN	TREAD WIDTH	APPROX. DIA.	APPROX. CIRC.	RECOM. RIM WIDTH	MEASURED RIM WIDTH	SECTION WIDTH	COMPOUND
12325	10.5 x 5.0-6	Slick	4.50"	10.5"	33.125"	6-6.5"	6.0"	6.25"	EB1, FF
12505	5.0X10.5-6	Treaded	4.5"	10.5"	33.75"	4.75"	4.75"	5.75"	EB1
12550	5.5X11.0-6	Slick	5.25"	11"	35"	5.25"	4.75"	5.75"	EB1, FF
12605	11.0 x 6.0-6	Slick	6.0"	11.0"	33.0"	8.25-8.5"	8.5"	8.5"	EB1, FF
12900	11.0 x 5.5-6	Treaded CAB	5.5"	11.0"	34.5"	6-6.5"	6.0"	6.375"	EB1, FF
12930	11.0 x 6.0-6	Treaded CAB	6.25"	11.0"	34.2"	6.5-8"	6.5"	6.75"	EB1, FF

SOFT

COMPOUND

FIRM

EB1
FF



ASPHALT QUARTER MIDGET

ITEM NUMBER	TIRE SIZE	TREAD PATTERN	TREAD WIDTH	APPROX. DIA.	APPROX. CIRC.	RECOM. RIM WIDTH	MEASURED RIM WIDTH	SECTION WIDTH	COMPOUND
15031	31.0/4.5-5	Slick	4.5"	10.25"	31.0"	5-6"	5.5"	5.5"	A35
15032	32.0/4.5-5	Slick	4.5"	10.25"	32.0"	5-6"	5.5"	5.5"	A35
15033	32.0/4.5-5 SH	Slick	4.5"	10.25"	31.5"	5-6"	5.5"	5.5"	A35
USAC	.25 MIDGET	Position							
15325	33.0/5.0-6 NY1	Right Front	4.5"	10.5"	33.125"	6-6.5"	6.0"	6.25"	A35
15650	34.5/6.5-6 NY1	Right Rear	6.0"	11.0"	34.50"	8-8.5"	8.5"	8.25"	A35
SOFT			COMPOUND				FIRM		
D10		D20A	D30			RD40	A35/R50		



DIRT QUARTER MIDGET

ITEM NUMBER	TIRE SIZE	TREAD PATTERN	TREAD WIDTH	APPROX. DIA.	APPROX. CIRC.	RECOM. RIM WIDTH	MEASURED RIM WIDTH	SECTION WIDTH	COMPOUND
11031	31.0/4.5-5	Slick	4.5"	10.0"	31.0"	5-6"	5.5"	5.5"	D10
11032	32.0/4.5-5	Slick	4.5"	10.25"	32.0"	5-6"	5.5"	5.5"	D10
USAC	.25 MIDGET	Position							
11175	33.0/5.0-6	Right Front	4.5"	10.5"	33.125"	6-6.5"	6.0"	6.25"	D10
11225	34.5/6.5-6	Right Rear	6.25"	11.0"	34.5"	8-8.5"	8.5"	8.25"	D10
SOFT			COMPOUND				FIRM		
D10		D20A	D30			RD40			



5" SPRINT / SOLO KART

ITEM NUMBER	TIRE SIZE	TREAD PATTERN	TREAD WIDTH	APPROX. DIA.	APPROX CIRC.	RECOM. RIM WIDTH	MEASURED RIM WIDTH	SECTION WIDTH	COMPOUND
22149	4.5/10.0-5	Slick	4.25"	10.0"	32.0"	5.0-5.5"	5.0"	5.5"	R55
22150	4.5/10.0-5	Slick	4.25"	10.0"	32.0"	5.0-5.5"	5.0"	5.5"	R60A, R60B
22155	4.5/10.0-5	Slick	4.25"	10.0"	32.0"	5.0-5.5"	5.0"	5.5"	R70
22180	4.5/10.0-5	Slick	4.25"	10.0"	32.0"	5.0-5.5"	5.0"	5.5"	R80
22250	6.0/11.0-5	Slick	5.5"	11.0"	34.0"	7.0-7.25"	7.0"	7.25"	R60A, R60B
22260	6.0/11.0-5	Slick	5.5"	11.0"	34.0"	7.0-7.25"	7.0"	7.25"	R70, R80
22368	7.1/11.0-5	Slick	6.375"	11.0"	34.0"	8.0-8.25"	8.25"	8.5"	R55
22375	7.1/11.0-5	Slick	6.375"	11.0"	34.0"	8.0-8.25"	8.25"	8.5"	R60A, R60B
22380	7.1/11.0-5	Slick	6.375"	11.0"	34.0"	8.0-8.25"	8.25"	8.5"	R70, R80
22405	4.5/10.0-5	Rain Front	4.25"	10.0"	32.25"	4.75"	4.75"	5.25"	WET
22435	6.0/11.0-5	Rain Rear	5.5"	11.0"	34.5"	6.75"	6.75"	7.25"	WET

SOFT

COMPOUND

FIRM

D10

D20A

D30

RD40



SUPER KART ENDURO

ITEM NUMBER	TIRE SIZE	TREAD PATTERN	TREAD WIDTH	APPROX. DIA.	APPROX CIRC.	RECOM. RIM WIDTH	MEASURED RIM WIDTH	SECTION WIDTH	COMPOUND
22450	4.5/10.5-6	Slick	4.375"	10.5"	33.75"	5.0-6.0"	5.0"	5.5"	R60A, R60B
22505	5.0/10.5-6 W3 CIK	Rain-Front	4.5"	10.5"	33.75"	4.75"	4.75"	5.75"	W3
22550	5.5/11.0-6 SK CIK	Slick	5.125"	11.0"	35.0"	4.75-6.0"	4.75"	5.75"	R60B SK
22710	7.1/11.5-6 W3 CIK	Rain-Rear	6.75"	11.5"	35.875"	8.0"	8.0"	8.25"	W3
22800	8.0/11.5-6 SK CIK	Slick	7.0"	11.5"	35.875"	8.0-9.0"	8.0"	8.25"	R60B SK

SOFT

COMPOUND

FIRM

W3

R60B

R60



DRAG RACING - BIAS

ITEM NUMBER	TIRE SIZE	TREAD PATTERN	TREAD WIDTH	APPROX. DIA.	APPROX. CIRC.	RECOM. RIM WIDTH	MEASURED RIM WIDTH	SECTION WIDTH	COMPOUND	TUBE ID
DRAG FRONT										
18085	23.0X 5.0-15	Drag Front	4.8"	23.0"	72.0"	3.5-4.0"	3.5"	5.5"	Drag Front	
18095	24.0X 5.0-15	Drag Front	4.8"	23.8"	75.0"	3.5-4.0"	3.5"	5.8"	Drag Front	
18100	25.0X 4.5-15 PRO	Drag Front	4.5"	25.0"	78.0"	3.5-4.0"	3.5"	5.75"	Drag Front	
18102	25.0X 5.0-15	Drag Front	4.8"	24.8"	77.9"	3.5-4.0"	3.5"	6.3"	Drag Front	
18103	26.0X 4.5-17	Drag Front	4.5"	26.3"	82.0"	3.5-4.5"	4.5"	5.8"	Drag Front	
18105	26.0X 4.5-15	Drag Front	4.3"	25.8"	81.0"	3.5-4.0"	3.5"	6.0"	Drag Front	
18106	27.0X 4.5-15	Drag Front	4.5"	27.0"	85.0"	3.5-4.0"	4.0"	6.8"	Drag Front	
18107	28.0X 4.5-15	Drag Front	4.5"	27.7"	87.0"	3.5-4.0"	4.0"	7.5"	Drag Front	
18108	22.0X 2.5-17	Dragster Front	1.5"	22.0"	69.0"	2.5"	2.5"	2.7"	Dragster Front	
18109	27.5X 4.5-17	Drag Front	4.8"	27.6"	86.5"	3.5-4.5"	4.5"	7.5"	Drag Front	
18112	28.0X 4.5-18	Drag Front	4.5"	28.0"	88.5"	3.5"-5.0"	5.0"	7.25"	Drag Front	
Drive Tires - Slicks										
18060	24.5/8.0-13	Drag Slick	7.8"	24.3"	76.0"	6-8"	7"	9.0"	D06	A
18110	26.0/8.0-15	Drag Slick	8.0"	26.1"	82.0"	7-8"	8"	9.7"	D06	A
18115	26.0/8.5-15*	Drag Slick	9.0"	26.1"	82.0"	7-8"	8"	10.3"	C11	A
18120	26.0/9.0-15	Drag Slick	9.0"	26.1"	82.0"	7-8"	8"	10.5"	D06	A
18131	26.0/10.0-15	Drag Slick	10.0"	26.2"	82.0"	8-10"	9"	11.0"	D06	A
18140	28.0/9.0-15	Drag Slick	9.0"	28.0"	88.0"	8-10"	8"	11.1"	D06	A
18150	28.0/10.0-15	Drag Slick	10.0"	28.0"	88.0"	8-10"	8"	11.3"	D06	A
18153	28.0/10.0-16	Drag Slick	10.0"	28.0"	88.0"	8-10"	10"	12.0"	C07	A
18154	28.0/10.5-15*	Drag Slick	10.2"	28.0"	88.0"	8-10"	10"	12.5"	D05	A
18155	28.0/10.5-15*	Drag Slick	10.2"	28.0"	88.0"	8-10"	10"	12.3"	C07	A
18156	28.0/10.5-15W	Drag Slick	10.9"	28.0"	88.0"	10-12"	10"	13.1"	C07	A
18157	28.0/10.0-17	Drag Slick	9.5"	28.0"	88.0"	8-10"	8"	10.3"	D06	D
18158	28.0/10.0-18	Drag Slick	9.5"	28.0"	88.0"	8-10"	10"	11.0"	D06	D
18160	29.0/ 9.0-15	Drag Slick	9.0"	29.1"	91.5"	8-10"	8"	11.3"	D06, D07	B
18170	29.0/10.0-15	Drag Slick	10.0"	29.1"	91.5"	8-10"	8"	11.9"	D06	B
18175	29.0/10.5-15 W*	Drag Slick	11.0"	29.3"	92.0"	8-10"	10"	13.0"	D06	B
18180	29.0/11.0-15	Drag Slick	11.0"	29.3"	92.0"	8-10"	10"	13.2"	D06	B
18190	29.0/12.0-15	Drag Slick	12.0"	29.3"	92.0"	10-12"	10"	13.7"	D06	B
18192	29.5/10.5-15	Drag Slick	11.1"	30.6"	96.0"	10-12"	10"	13.2"	D06	B
18194	29.5/10.5S-15*	Drag Slick	10.5"	29.5"	94.0"	8-10"	10"	13.3"	C06	B
18195	29.5/11.5-15 W*	Drag Slick	13.5"	30.6"	96.0"	12-14"	12"	15.0"	D06	B
18200	30.0/ 9.0-15	Drag Slick	9.0"	30.0"	94.0"	8-10"	8"	11.5"	D05, D07	B
18205	30.0/10.5-15	Drag Slick	10.5"	30.0"	94.0"	8-10"	10"	13.3"	D05	B
18220	30.5/10.5-15	Drag Slick	10.5"	30.5"	97.0"	10-12"	12"	14.5"	C07	B
18235	31.5/12.5-15 W*	Drag Slick	13.5"	31.7"	99.5"	12-14"	14"	17.0"	D05	B
18237	13.5/31.5-15L***	Drag Slick	13.5"	31.7"	99.5"	12-14"	14"	17.2"	C07	B
18240	31.0/14.0-15	Drag Slick	14.0"	31.2"	98.0"	12-14"	12"	16.5"	D05	C
18242	32.0/12.0-15	Drag Slick	12.2"	32.0"	101.0"	10-12"	12"	16.0"	D05	C
18243	32.0/13.0-15	Drag Slick	13.2"	32.0"	101.0"	12-13"	12"	16.5"	D05	C
18245	32.0/13.5-15 W*	Drag Slick	14.0"	32.3"	102.0"	12-14"	14"	17.5"	D05	C
18250	32.0/14.0-15	Drag Slick	14.0"	32.3"	102.0"	12-14"	14"	17.5"	D05	C
18255	14.0/32.0-15 L***	Drag Slick	14.0"	32.3"	102.0"	12-14"	14"	17.5"	C07	C
18260	32.0/14.5-15 W*	Drag Slick	15.0"	32.6"	102.5"	14-15"	14"	18.0"	D05	C
18265	14.5/32.0-15 L***	Drag Slick	15.0"	32.3"	102.0"	14-15"	14"	18.0"	C07	C
18300	32.5/16.5-15*	Drag Slick	16.7"	32.3"	101.5"	15-16"	15"	19.5"	C07	C
18332	33.0/10.5-15 Outlaw	Drag Slick	10.8"	33.0"	104.0"	10-12"	12"	15.5"	C11	C
18336	33.0/10.5W-16	Drag Slick	11.3"	33.0"	104.0"	16"	16"	17.3"	C11	C
18350	33.0/12.0-15	Drag Slick	12.2"	33.0"	102.0"	10-12"	10"	15.3"	C09	C
18355	33.0/13.0-15	Drag Slick	13.2"	33.0"	102.0"	12-13"	12"	16.7"	C06	C
18367	14.5/33.0-15 L***	Drag Slick	14.5"	33.0"	104.0"	14-16"	14"	17.8"	C07	C
18370	33.0/15.0-15	Drag Slick	15.0"	33.0"	104.0"	14-15"	14"	18.3"	D05	C
18372	33.0/15.0S-15*	Drag Slick	15.0"	33.0"	104.0"	14-15"	15"	18.5"	D06	C
18400	33.0/16.0-15*	Drag Slick	17.0"	33.0"	104.0"	15-16"	15"	19.8"	D05, D06, C07	C
18450	33.0/16.5-15 S**	Drag Slick	17.0"	33.0"	104.0"	15-16"	15"	19.8"	D06	C

DRAG RACING - BIAS (CONTINUED)

ITEM NUMBER	TIRE SIZE	TREAD PATTERN	TREAD WIDTH	APPROX. DIA.	APPROX. CIRC.	RECOM. RIM WIDTH	MEASURED RIM WIDTH	SECTION WIDTH	COMPOUND	TUBE ID
18500	33.0/17.0-16*	Drag Slick	17.0"	33.0"	104.0"	15-16"	15"	19.8"	C07	C
18600	33.5/16.0-15*	Drag Slick	17.0"	33.6"	106.0"	15-16"	15"	19.5"	C07	C
18650	33.5/17.0-16*	Drag Slick	17.0"	33.6"	106.0"	15-16"	16"	19.5"	C07	C
18700	33.5/17.0-16	Drag Slick	17.0"	33.6"	106.0"	15-16"	16"	20.3"	C06	A*
18705	33.5/17.0-16	Drag Slick	17.0"	33.6"	106.0"	15-16"	16"	20.3"	C35	A*
18740	34.0/14.0-16	Drag Slick	14.0"	34.0"	108.0"	13-16"	*16"(*Beadlock Only)	18.3"	C1350	
18750	35.0/15.0-16	Drag Slick	15.0"	35.0"	110.0"	14-16"	16"	18.6"	C1450	
18760	14.0/35.0-16	Drag Slick	14.0"	35.0"	110.0"	15-16"	16"	19.2"	BR3	
18770	15.0/34.5-16	Drag Slick	15.0"	35.0"	110.0"	15-16"	16"	19.5"	C1550	
18780	17.0/34.5-16	Drag Slick	17.0"	35.0"	110.0"	15-16"	16"	20.0"	C2055, N2021	A*
18790	34.5/17.0-16	Drag Slick	17.0"	35.0"	110.0"	15-16"	16"	21.0"	W2021	A*
18910	17.0/36.0-16	Drag Slick	17.0"	36.2"	112.5"	15-16"	16"	20.5"	C2021, C2055	A*
18950	7.0/29.0-15	Drag Master	7.0"	29.0"	91.0"	6-8"	7"	10.4"	DRAG	A

*STILL SIDEWALL - **SOFT SIDEWALL - ***LIGHTWEIGHT

SOFT										COMPOUND										FIRM
PRO 8,9,10 D05		DBR	D06 DR2 QTP	C06 C35		BR3	C07 C09		C11	DRAG	D07	C1550 C2055 C2021 N2021 W2021		DRAG FRONT						

DRAGSTER FRONT



DRAG SLICK



DRAG MASTER



DRAG RACING - RADIAL

ITEM NUMBER	TIRE SIZE	TREAD PATTERN	TREAD WIDTH	APPROX. DIA.	APPROX. CIRC.	RECOM. RIM WIDTH	MEASURED RIM WIDTH	SECTION WIDTH	COMPOUND
18198	29.5/10.5R-15 Radial***	Drag Slick	10.5"	29.9"	94.0"	8-10"	10"	12.5"	C06
18209	30.0/ 9.0R-15 Radial***	Drag Slick	9.0"	29.5"	92.5"	8-10"	8"	11.0"	C06
18210	30.0/ 9.0R-15 Radial	Drag Slick	9.0"	29.5"	92.5"	8-10"	8"	11.0"	C07
18212	9.0/30.0R-15 Radial***	Drag Slick	9.0"	29.9"	94.0"	8-10"	8"	11.0"	C06
18213	9.0/30.0R-15 Radial***	Drag Slick	9.9"	30.0"	94.0"	9-10"	10"	12.2"	C30
18214	30.0/10.5R-15 Radial***	Drag Slick	10.5"	29.5"	92.5"	9-10"	10"	12.5"	C06
18215	30.0/10.5R-15 Radial	Drag Slick	10.5"	29.5"	92.5"	9-10"	10"	12.5"	C07
18239	31.5/13.5R-15 Radial	Drag Slick	13.5"	31.8"	99.7"	14-15"	14"	16.3"	C06
18247	32.0/13.5R-15 Radial	Drag Slick	13.5"	32.2"	101.5"	14-15"	14"	16.8"	C06

*STILL SIDEWALL - **SOFT SIDEWALL - ***LIGHTWEIGHT



DRAG BRACKET - RADIAL

ITEM NUMBER	TIRE SIZE	TREAD PATTERN	TREAD WIDTH	APPROX. DIA.	APPROX CIRC.	RECOM. RIM WIDTH	MEASURED RIM WIDTH	SECTION WIDTH	COMPOUND
18805DBR	26.0/8.5 R15	Drag Slick	8.5"	26.2"	82.5"	8-9"	8.0"	10.2"	DBR
18810DBR	26.0/10.0 R15	Drag Slick	10.5"	26.2"	82.5"	9-11"	9.0"	11.7"	DBR
18815DBR	28.0/9.0 R15	Drag Slick	9.5"	28.0"	88.25"	8-10"	8.0"	11.1"	DBR
18820DBR	28.0/10.5 R15	Drag Slick	10.5"	28.0"	88.5"	10-12"	10.0"	12.7"	DBR
18825DBR	28.0/10.5 R17	Drag Slick	10.5"	28.0"	88.5"	10-11"	10.0"	11.5"	DBR
18830DBR	28.0/10.5 R18	Drag Slick	10.5"	28.0"	88.5"	10-11"	10.0"	11.5"	DBR
18835DBR	29.5/10.5 R15	Drag Slick	10.5"	29.5"	93.5"	9.5-12"	10.0"	13.2"	DBR
18837DBR	29.5/10.5 R17	Drag Slick	10.9"	29.8"	93.9"	9.5-12"	9.5"	12.1"	DBR
18845DBR	29.5/11.5 R18	Drag Slick	11.6"	29.8"	93.8"	10-12"	11.0"	13.3"	DBR
18850DBR	29.5/11.5 R20	Drag Slick	11.6"	29.9"	93.9"	10-12"	11.0"	12.9"	DBR
18860DBR	31.0/11.5 R15	Drag Slick	11.5"	31.4"	98.75"	12-14"	14.0"	16.0"	DBR



JR DRAGSTER

ITEM NUMBER	TIRE SIZE	TREAD PATTERN	TREAD WIDTH	APPROX. DIA.	APPROX CIRC.	RECOM. RIM WIDTH	MEASURED RIM WIDTH	SECTION WIDTH	COMPOUND
18010	16.0/ 1.5-12	Jr. Front	1.0"	16.0"	50.0"	1.0-1.5"	1.5"	1.7"	TUBE REQUIRED
18031	18.0/ 8.0-8	Drag Slick	7.7"	17.7"	55.0"	7-8"	8"	9.9"	PRO 8
18036	18.0/ 9.0-8	Drag Slick	8.5"	17.7"	55.5"	8-9"	8"	10.25"	PRO 9
18041	18.0/10.0-8	Drag Slick	9.5"	17.7"	55.0"	8-10"	8"	10.6"	PRO10



D.O.T. DRAG - RADIAL

ITEM NUMBER	TIRE SIZE	TREAD PATTERN	TREAD WIDTH	APPROX. DIA.	APPROX CIRC.	RECOM. RIM WIDTH	MEASURED RIM WIDTH	SECTION WIDTH	COMPOUND
17326DR2	P295/50R16	DR2	10.5"	27.7"	87.0"	8-10"	9"	12.7"	DR2
17327DR2	P225/45R17	DR2	8.3"	24.9"	78.3"	7-8.5"	8"	9.7"	DR2
17328DR2	P245/45R17	DR2	9.2"	26.0"	81.7"	7.5-9"	8"	10.0"	DR2
17330DR2	P275/40R17	DR2	10.0"	25.8"	81.0"	9-11"	10"	11.0"	DR2
17332DR2	P315/35R17	DR2	11.5"	25.9"	81.3"	9-11"	11"	12.6"	DR2
17335DR2	P335/35R17	DR2	12.0"	25.9"	81.3"	11-13"	12"	13.5"	DR2
17340DR2	P245/40R18	DR2	8.8"	26.0"	81.5"	7-9"	9"	10.3"	DR2

D.O.T. DRAG - RADIAL (CONTINUED)

ITEM NUMBER	TIRE SIZE	TREAD PATTERN	TREAD WIDTH	APPROX. DIA.	APPROX CIRC.	RECOM. RIM WIDTH	MEASURED RIM WIDTH	SECTION WIDTH	COMPOUND
17342DR2	P315/30R18	DR2	11.0"	26.0"	81.5"	11-12"	11"	12.5"	DR2
17343DR2	P325/45R18	DR2	10.6"	30.2"	94.3"	10-12"	11"	13.1"	DR2
17345DR2	P335/30R18	DR2	12.2"	25.9"	81.3"	12-13"	12"	13.4"	DR2
17375DR2	P275/60R15	DR2	10.0"	28.0"	88.8"	8-10"	10"	12.7"	DR2

WARNING: DOT labeled Hoosier Racing Tires meet Department of Transportation requirements for racing and performance only and are **NOT INTENDED FOR HIGHWAY USE**. It is unsafe to operate any Hoosier Racing Tire including DOT tires on public roads. The prohibited use of Hoosier Racing tires on public roadways may result in loss of traction, unexpected loss of vehicle control, or sudden loss of tire pressure, resulting in a vehicle crash and possible **SERIOUS PERSONAL INJURY OR DEATH**.



QUICK TIME PRO D.O.T.

ITEM NUMBER	TIRE SIZE	TREAD PATTERN	TREAD WIDTH	APPROX. DIA.	APPROX CIRC.	RECOM. RIM WIDTH	MEASURED RIM WIDTH	SECTION WIDTH	TUBE ID
17411	26 x 9.5-14 LT	Quick Time Pro	8.0"	26.1"	82.0"	6-8"	8"	10.0"	
17415	26 x 9.50-15 LT	Quick Time Pro	8.0"	26.1"	82.0"	6-8"	8"	10.0"	A
17421	26 x 11.50-15 LT	Quick Time Pro	10.0"	26.1"	82.0"	8-10"	8"	10.8"	A
17431	26 x 9.50-16 LT	Quick Time Pro	8.0"	26.1"	82.0"	6-8"	8"	9.3"	A
17500	27 x 10.50-15 LT	Quick Time Pro	9.0"	27.1"	85.0"	8-10"	8"	10.5"	A
17510	27 x 11.50-15 LT	Quick Time Pro	10.0"	27.1"	85.0"	8-10"	8"	11.3"	A
17601	28 x 11.50-15 LT	Quick Time Pro	10.0"	27.9"	87.5"	8-10"	8"	11.2"	A
17604	28 x 11.50-17 LT	Quick Time Pro	9.75"	28.5"	89.0"	8-10"	10"	13.1"	D
17606	28 x 13.50-15 LT	Quick Time Pro	11.0"	27.8"	87.3"	10-12"	10"	12.8"	A
17611	28 x 14.50-15 LT	Quick Time Pro	12.0"	27.7"	87.0"	10-12"	10"	13.3"	A
17652	28 x 14.50-17 LT	Quick Time Pro	11.75"	28.5"	89.0"	10-12"	11"	13.5"	
17702	29 x 12.50-15 LT	Quick Time Pro	10.0"	29.0"	91.0"	8-10"	10"	12.8"	B
17705	29 x 13.50-15 LT	Quick Time Pro	11.0"	29.0"	91.0"	10-12"	10"	13.3"	B
17710	29 x 14.50-15 LT	Quick Time Pro	12.0"	29.2"	91.8"	10-12"	10"	13.8"	B
17795	31 x 14.50-15 LT	Quick Time Pro	11.0"	30.6"	96.0"	10-12"	10"	14.3"	C
17800	31 x 16.50-15 LT	Quick Time Pro	13.1"	30.9"	97.0"	12-14"	12"	15.8"	C
17810	31 x 18.50-15 LT	Quick Time Pro	15.0"	30.9"	97.0"	14-15"	14"	17.8"	C
17900	33 x 18.50-15 LT	Quick Time Pro	15.0"	33.0"	103.5"	14-15"	14"	18.5"	C
17910	33 x 22.50-15 LT	Quick Time Pro	17.0"	33.4"	105.0"	15-16"	15"	19.3"	C

SOFT

COMPOUND

FIRM

QUICK TIME PRO

QUICK TIME

QUICK TIME FRONT


WARNING: DOT labeled Hoosier Racing Tires meet Department of Transportation requirements for racing and performance only and are **NOT INTENDED FOR HIGHWAY USE**. It is unsafe to operate any Hoosier Racing Tire including DOT tires on public roads. The prohibited use of Hoosier Racing tires on public roadways may result in loss of traction, unexpected loss of vehicle control, or sudden loss of tire pressure, resulting in a vehicle crash and possible **SERIOUS PERSONAL INJURY OR DEATH**.



QUICK TIME D.O.T.

ITEM NUMBER	TIRE SIZE	TREAD PATTERN	TREAD WIDTH	APPROX. DIA.	APPROX CIRC.	RECOM. RIM WIDTH	MEASURED RIM WIDTH	SECTION WIDTH	TUBE ID
17050	P245/60D-15	Super Chain Link	8.0"	26.2"	82.3"	6-8"	8"	10.2"	A
17110	P275-60D-15	Super Chain Link	9.0"	27.3"	85.8"	8-10"	8"	11.3"	A
17125	P295/60D-15	Super Chain Link	10.0"	29.6"	93.0"	8-10"	8"	12.0"	B
17130	P325/50D-15	Super Chain Link	10.5"	28.1"	88.3"	8-10"	8"	12.5"	A
17140	31 x 16.50-15 LT	Super Chain Link	14.0"	30.7"	96.5"	12-14"	14"	17.8"	B
17150	31 x 18.50-15 LT	Super Chain Link	15.0"	31.1"	97.5"	14-15"	14"	18.0"	C

WARNING: DOT labeled Hoosier Racing Tires meet Department of Transportation requirements for racing and performance only and are **NOT INTENDED FOR HIGHWAY USE**. It is unsafe to operate any Hoosier Racing Tire including DOT tires on public roads. The prohibited use of Hoosier Racing tires on public roadways may result in loss of traction, unexpected loss of vehicle control, or sudden loss of tire pressure, resulting in a vehicle crash and possible **SERIOUS PERSONAL INJURY OR DEATH**.



RACING TUBES & LINER

ITEM NUMBER	TUBE SIZE			TUBE ID
288088-15	80/ 88-15 TUBE	WILL FIT 80" TO 88" CIRC.	6" TO 11" TREAD WIDTH	A
288088-17	80/ 88-17 TUBE	WILL FIT 80" TO 88" CIRC.	6" TO 11" TREAD WIDTH	D
2886100-15	86/100-15 TUBE	WILL FIT 86" TO 100" CIRC.	11" TO 13" TREAD WIDTH	B
2894106-15	94/106-15 TUBE	WILL FIT 94" TO 106" CIRC.	15" TO 19" TREAD WIDTH	C
18991	75/16.0-16 LINER	FOR USE WITH ITEM NUMBERS 18780, 18790 & 18910		A*

PRO STREET D.O.T. - RADIALS

ITEM NUMBER	TIRE SIZE	SPEED RATING	TREAD PATTERN	TREAD WIDTH	APPROX. DIA.	APPROX CIRC.	RECOM. RIM WIDTH	MEASURED RIM WIDTH	SECTION WIDTH	MAX LOAD	RATED INF. PSI	LOAD RANGE
FRONT												
19030	24 x 7.50R-15 LT	71H	Pro Street	5.3"	23.2"	72.8"	5.5-7.0"	6.0"	7.5"	760	35	B
19040	25 x 7.50R-15 LT	75H	Pro Street	5.3"	24.3"	76.4"	5.5-7.0"	6.0"	7.5"	855	35	B
19050	26 x 7.50R-15 LT	79H	Pro Street	5.3"	25.3"	80.3"	5.5-7.0"	6.0"	7.5"	965	35	B
19055	26 x 7.50R-17 LT	74H	Pro Street	5.3"	25.4"	80.4"	5.5-7.0"	6.0"	7.5"	825	35	B
19070	27 x 9.50R-15 LT	86H	Pro Street	8.0"	26.5"	84.0"	6.5-8.5"	8.0"	10.0"	1325	35	B
19075	27 x 10.50R-15 LT	88H	Pro Street	8.3"	26.1"	82.4"	7-9.0"	8.5"	10.5"	1235	35	B
19155	29 x 12.50R-15 LT	97H	Pro Street	10.2"	29.1"	91.5"	9.0-11.5"	10.0"	13.0"	1610	35	C
19200	29 x 15.50R-15 LT	99H	Pro Street	12.1"	28.7"	91.5"	11-14"	12.0"	15.3"	1710	35	C
19250	29 x 18.50R-15 LT	101H	Pro Street	14.6"	28.4"	90.8"	13-16.5"	14.0"	18.0"	1820	35	C
19275	31 x 12.50R-15 LT	103H	Pro Street	10.3"	30.5"	96.0"	9.0-11.5"	10.0"	13.5"	1930	35	C
19276	31 x 12.50R-16 LT	101H	Pro Street	10.3"	30.5"	96.0"	9.0-11.5"	10.0"	12.8"	1820	35	C
19300	31 x 16.50R-15 LT	106H	Pro Street	12.8"	30.6"	96.2"	11.5-15"	12.0"	16.0"	2095	35	C
19350	31 x 18.50R-15 LT	108H	Pro Street	14.5"	30.6"	96.2"	13-16.5"	14.0"	18.0"	2205	35	C
19390	32 x 21.50R-15 LT	110H	Pro Street	16.8"	31.7"	100.0"	15-19.5"	17.0"	21.5"	2680	35	C

WARNING: "Pro Street Tires are designed for highway use and are not suitable for racing purposes."

NOTE: H Speed Rating = 130 mph/210 km/h.



CIRCUIT RACING SLICKS - BIAS

ITEM NUMBER	TIRE SIZE	APPLICATION	TREAD WIDTH	APPROX. DIA.	APPROX CIRC.	RECOM. RIM WIDTH	MEASURED RIM WIDTH	SECTION WIDTH	COMPOUND
43100	18.0 x 6.0-10	F500	6.2"	18.1"	57.0"	6"	6"	8.1"	R20, R35B
43104	18.0 x 7.5-10	F500	7.5"	18.3"	57.5"	7-8"	8"	9.5"	R20, R35B
43130	20.0 x 6.0-13	CF	6.0"	20.7"	65.0"	5.5-6.5"	5.5"	7.0"	R60A
43140	20.0 x 7.0-13	Sidecar	6.7"	20.2"	63.5"	6-8"	6"	7.4"	R20
43164	20.5 x 7.0-13	FB, FC, FM, SR	6.75"	21.0"	66.2"	6-8"	6"	8.0"	R20, R35B, R60A
43167	20.0 x 7.5-13	SR, Sidecar	8.0"	20.6"	65.0"	6-9"	8"	9.4"	R20, R35B
43173	20.0 x 8.0-13 CL	FP, HP, GT3, GTL	8.2"	19.8"	63.5"	5-6"	6"	9.2"	MS
43187	20.0 x 9.0-13	FA, SR	9.75"	20.6"	64.7"	8-10"	10"	11.0"	R20, R35B
43193	20.0 x 9.5-13 CL	EP, FP, GT3, GTL	9.4"	20.0"	63.0"	7"	7"	10.5"	MS
43195	20.0 x 10.0-13	Sidecar	10.0"	19.8"	62.4"	9-11.0"	10"	11.6"	R20
43272	22.0 x 8.0-13	SCCA-FE	8.0"	22.0"	69.0"	7-9"	8"	9.6"	FE
43285	22.0 x 8.0-13	FB, FC, FM, S2	8.0"	22.0"	69.0"	7-9"	8"	9.6"	R20, R35B, R60A
43290	22.0 x 9.0-13	FA, FB, FC, FM, S2	8.8"	22.1"	69.5"	8-10"	8"	10.0"	R20, R35B, R60A
43305	22.5 x 7.2-13	CF	7.25"	22.6"	71.0"	5.5"	5.5"	9.8"	R20
43307	22.5 x 7.2-13	CF	7.25"	22.6"	71.0"	5.5"	5.5"	9.8"	R60A
43312	22.0 x 10.0-13	SCCA-FE	9.8"	22.6"	71.0"	8-10"	10"	11.6"	FE
43313	22.5 x 10.0-13	SR	9.8"	22.6"	71.0"	8-10"	10"	11.6"	R20, R35B
43316	23.0 x 12.0-13	FA, SR	12.0"	23.6"	74.1"	12-15"	15"	15.9"	R20
43337	21.0 x 5.0-15 C4000	FV	5.0"	21.2"	66.5"	4"	4"	5.5"	FVS
43353	22.5 x 5.5-15 C4000	FV	5.5"	21.9"	69.0"	4"	4"	6.5"	FVS

ALL TREAD PATTERNS SLICK



COMPOUND



R20

R35B

MS,FE
R60A

FVS



CIRCUIT RACING SLICKS - RADIAL

ITEM NUMBER	TIRE SIZE	APPLICATION	TREAD WIDTH	APPROX. DIA.	APPROX CIRC.	RECOM. RIM WIDTH	MEASURED RIM WIDTH	SECTION WIDTH	COMPOUND
43322	185/60R13	FF	6.4"	21.8"	68.7"	5.5"	5.5"	7.7"	R60A
43327	205/60R13	FF	8.0"	22.7"	71.4"	5.5"	5.5"	8.7"	R60A
43359	200/540R13	F4 Front	7.9"	21.3"	67.0"	9"	8-9"	9.7"	SS1
43360	200/540R13	P1, P2 Front	7.9"	21.3"	67.0"	9"	8-9"	9.7"	S2
43362	210/550R13	Pro Mazda/Norma Front	8.7"	21.8"	68.5"	8-10"	10"	10.5"	S2
43363	240/580R13	Proto/F3 Front/F4 Rear	9.4"	22.9"	72.0"	10"	9-10"	10.7"	S2, MS, SS1
43364	250/575R13	Hill Climb, F4 Rear	10.0"	22.7"	71.3"	10"	9-10"	10.9"	SS1
43367	275/570R13	P1, P2 Rear, Pro Mazda	10.75"	22.5"	70.7"	12"	11-12"	12.56"	SS1, S2
43368	300/590R13	F3	12.0"	23.1"	72.8"	12.5"	12-13"	13.8"	S2, MS
43379	20.5x7.0R13	Sports 2000 Front	7.3"	20.8"	65.3"	6-7"	6"	7.7"	MS
43380	22.5x8.0R13	Sports 2000 Rear	8.4"	22.4"	70.3"	7-8"	8"	9.6"	MS
43550	215/530R13	PROD., GT, GTL	8.3"	20.8"	65.4"	6-7"	7"	8.8"	MS, M
43554	200/580R15	Radical Front	8.0"	22.9"	71.9"	6.5-8"	8"	8.8"	MS
43560	215/580R15	EP, FP, HP	8.6"	22.9"	71.8"	7-9"	7"	9.7"	MS
43566	240/580R15	EP, FP, GT3	9.0"	22.9"	72.0"	7"	7-10"	9.6"	MS, M
43570	240/580R15	FA/Indy Lights	9.4"	22.9"	72.0"	10"	10"	10.7"	S
43578	330/620R15	FA/Indy Lights	13.5"	24.5"	76.5"	14"	14"	14.8"	S
43589	330/700R15	SCCA GT2	11.9"	27.7"	87.1"	10-10.5"	10"	13.0"	M
43605	265/605R16	Radical Rear	9.7"	23.9"	75.1"	9-10"	10"	10.9"	MS

REFER TO INSIDE FRONT COVER FOR NO WARRANTY POLICY AND WARNINGS.

INDEPENDENT DEALERS MUST ESTABLISH THEIR OWN PRICES.
FOR PRICING CONTACT YOUR NEAREST DISTRIBUTOR ON BACK OF CATALOG.

CIRCUIT RACING SLICKS - RADIAL (CONTINUED)

ITEM NUMBER	TIRE SIZE	APPLICATION	TREAD WIDTH	APPROX. DIA.	APPROX CIRC.	RECOM. RIM WIDTH	MEASURED RIM WIDTH	SECTION WIDTH	COMPOUND
43654	23.5 x 11.0R16	GT2	10.6"	23.6"	74.0"	10"	10"	11.0"	S, MS
43659	23.5 x 12.0R16	GT2	12.0"	23.5"	73.8"	10-12"	12"	13.0"	S, MS
43673	25.5 x 12.5R16	GT2	12.4"	25.8"	81.0"	10-12"	12"	13.5"	S, MS
43674	25.5 x 14.0R16	Autocross	13.6"	25.7"	80.9"	12"	12"	14.1"	S
43675	355/650R16	GT1	13.6"	25.7"	80.9"	12"	12"	14.1"	S2
43698	365/720R16	GT1	13.9"	28.2"	88.5"	13"	13"	15.1"	S2
43711	200/610R17	Polo / Clio Cup	7.7"	23.9"	75.0"	7-8"	7.5"	8.2"	MH
43724	240/610R17	GT Cars / Club	9.0"	23.9"	75.1"	9"	9"	9.75"	MH
43726	235/620R17	NASA Prototype	8.8"	24.3"	76.5"	9"	9"	9.6"	NP01X
43731	240/610R17	Hill Climb	9.1"	23.9"	75.1"	8.5-9.5"	9.5"	10.1"	S, MS
43740	265/630R17	GT Cars / Club	10.1"	25.5"	80.0"	9-10"	10"	10.9"	M, MH
43822	240/640R18	Slick	9.1"	25.6"	80.4"	8-9.5"	9.0"	9.8"	M
43838	265/650R18	TCR	10.1"	25.5"	80.0"	9-10"	10"	10.9"	MH
43849	280/680R18	Slick	10.0"	25.5"	80.0"	9-11"	10"	11.3"	MH
43850	285/650R18	GT Cars / Club	11.0"	25.5"	80.5"	10-12"	11"	11.9"	M, MH
43869	310/650R18	GT Cars/Club	11.6"	25.8"	81.1"	11-13"	12"	12.8"	M, MH
43874	310/680R18	GT Cars / Club	11.6"	26.8"	84.3"	11-13"	12"	13.1"	M, MH
43892	325/710R18	GT Cars / Club Rear	12.0"	27.7"	87.0"	11-13"	13"	13.7"	M, MH
43894	355/650R18	GT1	13.5"	25.8"	81.0"	12-13"	13"	14.1"	S2
43898	365/720R18	GT1	14.5"	28.2"	88.6"	13-14"	14"	16.0"	S2

ALL TREAD PATTERNS SLICK



COMPOUND



SS1 | S | S2 | MS | M | MH

FSAE SLICK



CIRCUIT RACING WETS - BIAS

ITEM NUMBER	TIRE SIZE	TREAD PATTERN	TREAD WIDTH	APPROX. DIA.	APPROX CIRC.	RECOM. RIM WIDTH	MEASURED RIM WIDTH	SECTION WIDTH	COMPOUND
44115	18.0 x 6.0-10 W3	FSAE Wet	6.2"	17.8"	56.0"	6-8"	6"	7.8"	F500, FSAE
44125	19.5 x 6.5-10 W3	Circuit Wet	6.2"	19.7"	62.0"	6-8"	8"	8.2"	F500
44150	20.0 x 7.5-13 W3	Circuit Wet	7.4"	20.6"	64.6"	7-8"	7"	8.3"	FA, P1, P2
44140	20.0 x 6.5-13 W3	Circuit Wet	6.1"	20.5"	64.5"	6-7"	6"	7.2"	Sidecar
44185	21.0 x 6.5-13 W3	Circuit Wet	6.7"	21.2"	66.5"	6-8"	6"	7.2"	FF, FM, FC, S2000, F1000
44196	22.0 x 8.0-13 W3	Circuit Wet	7.8"	22.0"	69.0"	8.0"	8"	8.9"	SCCA-FE, FC, F1000
44217	22.0 x 9.0-13 W3	Circuit Wet	9.6"	22.6"	71.0"	8.5-10"	9"	10.6"	SCCA-FE, FC, FA, FM, P1, P2
44266	22.5 x 5.0-15 W3	Circuit Wet	5.0"	22.0"	69.2"	4.0"	4"	6.5"	FV
44307	27.0 x 10.0-15 Wet	Vintage Wet	10.0"	27.0"	84.0"	10-11"	10"	12.5"	HSC/GTA
44442	20.5x7.0R13	Sports 2000 Front	7.3"	20.8"	65.2"	6-7"	6"	7.6"	W3
44443	22.5x8.0R13	Sports 2000 Rear	8.3"	22.4"	70.3"	7-8"	8"	9.0"	W3

CIRCUIT WET

VINTAGE WET

FSAE WET



CIRCUIT RACING WETS - RADIALS

ITEM NUMBER	TIRE SIZE	TREAD PATTERN	TREAD WIDTH	APPROX. DIA.	APPROX. CIRC.	RECOM. RIM WIDTH	MEASURED RIM WIDTH	SECTION WIDTH	APPLICATION
44330	200/540R13 W3	Circuit Radial Wet	7.4"	21.3"	67.0"	8-9.0"	9.0"	9.4"	F4, P1, P2
44333	250/575R13 W3	Circuit Radial Wet	10.0"	22.7"	71.3"	10-11"	10.0"	10.0"	F4, P1, P2
44335	200/540R13 W3	Circuit Radial Wet	7.4"	21.3"	66.8"	8-9.0"	8.0"	9.0"	F4, P1, P2
44336	250/575R13 W3	Circuit Radial Wet	10.0"	22.6"	71.0"	10-11"	10.0"	11.4"	F4, P1, P2
44421	185/60R13 W3	DOT Radial Wet	6.5"	21.7"	68.0"	5.5"	5.5"	7.5"	FF
44426	205/60R13 W3	DOT Radial Wet	7.4"	23.2"	72.5"	5.5"	5.5"	8.4"	FF
44511	23.0 x 9.0R-15 W3	Circuit Radial Wet	9.4"	23.0"	72.3"	10"	10"	10.7"	FA
44516	24.5 x 13.0R-15 W3	Circuit Radial Wet	13.0"	24.4"	76.6"	14"	14"	15.1"	FA
44593	330/700R15 WET	SC Radial Wet	12.5"	27.6"	86.9"	10-10.5"	10"	13.0"	NASCAR EURO/TA2/HSC
44670	25.5 x 12.0R-16 W2	Circuit Radial Wet	12.2"	25.7"	80.9"	12"	12"	13.2"	GT1
44690	28.0 x 12.5R-16 W2	Circuit Radial Wet	13.6"	27.3"	85.7"	12"	12"	14.2"	GT1



VINTAGE SPORTSCAR

ITEM NUMBER	TIRE SIZE	TREAD PATTERN	TREAD WIDTH	APPROX. DIA.	APPROX. CIRC.	RECOM. RIM WIDTH	MEASURED RIM WIDTH	SECTION WIDTH	MODEL
43589	330/700R15	Slick (radial)	11.9"	27.7"	87.1"	10-10.5"	10"	13"	Historic Stock Car - M
44391	19.0 x 5.0-10	T.D.R.	5.2"	18.8"	59.0"	5-6"	5.5"	7.8"	HOOSIER T.D. R
44355	20.5 x 6.0-13	T.D.R.	6.2"	20.6"	64.7"	5-7"	5.0"	7.0"	HOOSIER T.D. R
44356	20.5 x 8.0-13	T.D.R.	7.8"	20.8"	65.5"	6.5-8"	7.5"	9.0"	HOOSIER T.D. R
44365	22.5 x 6.0-13	T.D.R.	6.2"	22.4"	70.3"	5-7"	5.0"	7.5"	HOOSIER T.D. R
44375	22.5 x 7.5-13	T.D.R.	7.8"	22.2"	69.6"	6.5-8.5"	7.0"	9"	HOOSIER T.D. R
44415	23.0 x 6.5-14	T.D.R.	7.2"	23.0"	72.3"	5.5-8"	5.5"	8.3"	HOOSIER T.D. R
44416	23.0 x 7.5-14	T.D.R.	7.8"	23.0"	72.5"	6-9"	6.0"	8.8"	HOOSIER T.D. R
44561	23.0 x 6.5-15	T.D.R.	6.7"	23.0"	72.5"	5.5-7"	6.0"	7.6"	HOOSIER T.D. R
44562	23.0 x 7.5-15	T.D.R.	7.6"	23.0"	72.5"	6.5-8.5"	7.5"	8.5"	HOOSIER T.D. R
44563	24.0 x 7.0-15	T.D.R.	7.0"	24.0"	75.5"	6-8.5"	6.0"	8.5"	HOOSIER T.D. R
44564	24.0 x 8.5-15	T.D.R.	8.5"	24.0"	75.5"	7.0-9.5"	8.0"	10.0"	HOOSIER T.D. R
44566	25.5 x 8.0-15	T.D.R.	8.0"	25.2"	79.2"	6-9"	6.0"	9.2"	HOOSIER T.D. R
44287	25.5 x 8.5-15	T.D.R.	8.5"	25.2"	79.2"	7-10"	8.0"	10.3"	HOOSIER T.D. R
44297	25.5 x 10.0-15	T.D.R.	10.0"	25.8"	81.0"	8-11"	8.0"	11.2"	HOOSIER T.D. R
44308	26.5 x 9.5-15	T.D.R.	9.5"	26.6"	83.5"	8-10"	8.0"	11.0"	HOOSIER T.D. R
44309	26.5 x 11.0-15	T.D.R.	10.4"	27.0"	84.9"	9-12"	12.0"	13.6"	HOOSIER T.D. R
44317	27.5 x 11.0-15	T.D.R.	11.0"	27.7"	87.0"	10-13"	10.0"	13.2"	HOOSIER T.D. R
44337	24.0 x 8.5-16	T.D.R.	8.2"	24.1"	75.4"	8-10"	8.0"	10.5"	HOOSIER T.D. R, Iroc Porsche FT
44347	25.5 x 10.0-16	T.D.R.	10.0"	25.6"	80.5"	9-11"	9.0"	11.3"	HOOSIER T.D. R, Iroc Porsche RT
44380	22.0 x 7.0-13	Vintage	6.8"	20.9"	68.8"	5.5-7.5"	5.5"	7.8"	VINTAGE WET-H20
44400	5.00-15	Vintage	5.2"	24.7"	77.6"	4-6"	4.0"	7.0"	VINTAGE T.D.
44410	5.50-15	Vintage	6.5"	24.7"	77.6"	4.5-7"	4.5"	7.7"	VINTAGE T.D.



REFER TO INSIDE FRONT COVER FOR NO WARRANTY POLICY AND WARNINGS.

INDEPENDENT DEALERS MUST ESTABLISH THEIR OWN PRICES. FOR PRICING CONTACT YOUR NEAREST DISTRIBUTOR ON BACK OF CATALOG.

VINTAGE FORMULA

ITEM NUMBER	TIRE SIZE	TREAD PATTERN	TREAD WIDTH	APPROX. DIA.	APPROX CIRC.	RECOM. RIM WIDTH	MEASURED RIM WIDTH	SECTION WIDTH	MODEL	COMPOUND
43195	20.0 x 10.0-13	Slick	10.0"	19.8"	62.4"	9-11"	10.0"	11.6"	F5000	R20
43385	23.5 x 10.5-15	Slick	10.8"	23.4"	73.6"	10-12"	11.5"	13.0"	F5000/CanAm	R20
43320	26.0 x 15.0-13	Slick	15.0"	26.0"	81.6"	15-17"	15.0"	17.1"	F5000/CanAm	R20
43391	26.0 x 15.0-15	Slick	15.0"	26.0"	81.6"	15-17"	15.0"	17.1"	F5000/CanAm	R20
43570	240/580R15	Slick (radial)	9.4"	22.9"	72"	10"	10"	10.7"	Indy Lights	S
43578	330/620R15	Slick (radial)	13.5"	24.5"	76.5"	14"	14"	14.8"	Indy Lights	S
43575	275/650R15	Slick (radial)	10.0"	25.4"	79.8"	10"	10"	11.3"	Indy Car	MS
43596	350/700R15	Slick (radial)	13.4"	27.4"	86.2"	15"	15"	16"	Indy Car	MS
44165	135/545-13	Vintage	5.4"	21.3"	67.0"	5.5"	5.0"	6.6"	Formula Ford	VFF
44170	165/580-13	Vintage	6.8"	22.7"	71.2"	5.5"	6.0"	8.5"	Formula Ford	VFF
44206	21.0 x 9.0-13	Vintage	9.125"	20.9"	65.6"	10.0"	10.0"	10.5"	Formula B	R35B
44226	23.0 x 12.0-13	Vintage	13.0"	23.3"	73.25"	13.0"	13.0"	14.375"	Formula B	R35B
44405	120/590-15	Vintage	4.8"	22.6"	70.9"	4.5"	4.5"	6.1"	Formula Vee	VINTAGE T.D.
44408	135/620-15	Vintage	5.6"	24.1"	75.6"	4.5"	4.5"	6.9"	Formula Vee	VINTAGE T.D.



VINTAGE T-SECTION

ITEM NUMBER	TIRE SIZE	TREAD PATTERN	TREAD WIDTH	APPROX. DIA.	APPROX CIRC.	RECOM. RIM WIDTH	MEASURED RIM WIDTH	SECTION WIDTH	MODEL
44450	5.00T10	Vintage	4.8"	19.6"	61.5"	5.0-6.0"	5.0"	6.8"	Renner Racing
44452	4.50T12	Vintage	4.7"	21.1"	66.3"	5.0-6.0"	5.0"	6.9"	Renner Racing
44454	4.50T13	Vintage	4.6"	22.2"	69.7"	5.0-6.0"	5.0"	6.6"	Renner Racing
44456	5.50T13	Vintage	5.2"	23.8"	74.7"	5.0-6.0"	5.5"	8.3"	Renner Racing
44458	5.50T14	Vintage	5.1"	24.7"	77.6"	5.0-6.0"	5.5"	7.8"	Renner Racing
44460	4.50T15	Vintage	4.1"	24.0"	75.4"	5.0-6.0"	5.0"	6.3"	Renner Racing
44462	5.00T15	Vintage	4.8"	24.7"	77.6"	5.0-6.0"	6.0"	7.7"	Renner Racing
44464	5.50T15	Vintage	5.1"	25.5"	80.1"	6.0-7.0"	6.5"	8.2"	Renner Racing
44466	6.00T15	Vintage	5.5"	26.7"	83.8"	6.5-7.5"	7.0"	9.2"	Renner Racing
44468	6.50T15	Vintage	5.8"	27.3"	85.7"	7.0-8.0"	7.5"	9.9"	Renner Racing
44470	7.00T15	Vintage	6.8"	27.6"	86.7"	8.0-9.0"	8.5"	11"	Renner Racing
44472	6.00T16	Vintage	5.0"	27.6"	86.7"	5.5-6.5"	6.0"	8.3"	Renner Racing



VINTAGE RADIAL

ITEM NUMBER	TIRE SIZE	TREAD PATTERN	TREAD WIDTH	APPROX. DIA.	APPROX CIRC.	RECOM. RIM WIDTH	MEASURED RIM WIDTH	SECTION WIDTH
46003	P205/60R13	Speedster	7.3"	22.7"	71.2"	5.5-7"	6.0"	8.4"
46011	P185/65R15	Speedster	6.4"	24.2"	76.0"	5-7"	5.0"	7.0"
46016	P205/60R15	Speedster	7.3"	24.2"	76.0"	5.5-8"	6.5"	8.2"
46021	P225/50R15	Speedster	8.1"	24.2"	76.0"	6.5-9"	7.0"	9.125"



CIRCUIT RACING D.O.T. - RADIAL

ITEM NUMBER	TIRE SIZE	LOAD/SPEED RATING	TREAD PATTERN	TREAD WIDTH	APPROX. DIA.	APPROX CIRC.	RECOM. RIM WIDTH	MEASURED RIM WIDTH	SECTION WIDTH	A7	R7
46302	P185/60ZR13	80W	A7 / R7	6.9"	21.9"	68.7"	5.0-7.0"	5.5"	7.8"		X
46304	P205/60ZR13	86W	A7 / R7	8.0"	22.8"	71.5"	6.0-7.5"	7.0"	9.4"		X
46309	P225/45ZR13	77W	A7 / R7	8.5"	20.9"	65.8"	7.0-8.5"	7.5"	9.3"	X	X
46322	P255/40ZR13	82W	A7 / R7	9.5"	20.9"	65.6"	8.5-10.0"	9.0"	10.5"	X	
46406	P205/55ZR14	85W	A7 / R7	8.1"	22.8"	71.6"	5.5-7.5"	7.0"	9.1"		X
46502	P205/50ZR15	84W	A7 / R7	8.0"	22.8"	71.8"	5.5-7.5"	6.5"	8.5"	X	X
46503	P205/50ZR15 SM7.5	84W	A7 / R7	8.0"	22.8"	71.8"	5.5-7.5"	6.5"	8.5"		X
46511	P225/45ZR15	81W	A7 / R7	8.6"	22.8"	71.8"	7.0-8.5"	7.5"	9.3"	X	X
46516	P225/50ZR15	90W	A7 / R7	8.8"	23.8"	74.8"	6.0-8.0"	7.0"	9.7"		X
46522	P245/40ZR15	83W	A7 / R7	9.0"	23.0"	72.0"	7.0-9.0"	8.5"	10.0"	X	X
46526	P245/50ZR15	95W	A7 / R7	9.4"	24.4"	76.2"	7.0-9.0"	7.5"	10.3"		X
46536	P275/35ZR15	82W	A7 / R7	10.1"	23.0"	72.2"	9.0-11.0"	9.5"	10.8"	X	X
46540	P275/50ZR15	101W	A7 / R7	10.0"	25.5"	80.0"	7.5-9.5"	8.0"	10.8"		X
46560	P295/35ZR15	86W	A7 / R7	10.5"	23.0"	72.3"	9.0-11.0"	10.0"	11.6"	X	X
46601	P205/45ZR16	77W	A7 / R7	8.0"	23.0"	72.1"	7.0-8.5"	7.0"	8.5"	X	X
46611	P225/50ZR16	91W	A7 / R7	8.8"	24.7"	77.6"	7.0-9.0"	7.0"	9.4"		X
46616	P245/45ZR16	88W	A7 / R7	9.5"	24.4"	76.5"	7.5-9.0"	8.0"	10.3"		X
46630	P275/45ZR16	94W	A7 / R7	10.3"	25.6"	80.5"	9.0-11.0"	9.0"	11.2"		X
46706	P225/40ZR17	81W	A7 / R7	9.0"	23.8"	74.8"	7.0-9.0"	8.0"	9.6"	X	X
46711	P225/45ZR17	84W	A7 / R7	9.0"	24.7"	77.8"	7.0-9.0"	7.5"	11	X	X
46716	P245/40ZR17	86W	A7 / R7	9.7"	24.3"	76.0"	8.0-9.5"	8.5"	10.3"	X	X
46721	P245/45ZR17	89W	A7 / R7	9.3"	25.5"	80.0"	7.5-9.0"	8.0"	10		X
46729	P275/35ZR17	85W	A7 / R7	10.3"	24.7"	77.7"	9.0-11.0"	9.5"	11.0"	X	X
46730	P275/40ZR17	93W	A7 / R7	10.3"	25.5"	80.1"	9.0-11.0"	9.5"	11.0"	X	X
46735	P315/35ZR17	93W	A7 / R7	11.8"	25.6"	80.4"	11.0-12.0"	11.0"	12.6"	X	X
46740	P335/35ZR17	97W	A7 / R7	12.9"	25.6"	80.5"	11.0-13.0"	12.0"	13.6"	X	
46811	P225/40ZR18	83W	A7 / R7	8.8"	24.7"	77.6"	7.0-9.0"	8.0"	9.6"		X
46821	P245/35ZR18	80W	A7 / R7	9.4"	24.4"	76.7"	8.0-9.5"	8.5"	9.9"	X	X
46826	P245/40ZR18	88W	A7 / R7	9.0"	25.4"	79.8"	8.0-9.5"	8.5"	10.3"	X	X
46832	P255/35ZR18	82W	A7 / R7	10.3"	24.8"	77.8"	9.0-11.0"	9.0"	10.8"	X	X
46840	P285/30ZR18	86W	A7 / R7	10.9"	24.9"	78.1"	10.0-12.0"	10.0"	11.5"	X	X
46843	P295/30ZR18	88W	A7 / R7	10.8"	25.3"	79.5"	10.0-12.0"	10.0"	11.6"	X	X
46821	P245/35ZR18	80W	A7 / R7	9.4"	24.4"	76.7"	8.0-9.5"	8.5"	9.9"	X	X
46836	P275/35ZR18	87W	A7 / R7	10.3"	25.5"	80.2"	9.0-11.0"	9.5"	10.7"	X	X
46840	P285/30ZR18	86W	A7 / R7	10.9"	24.9"	78.1"	10.0-12.0"	10.0"	10.0"	X	X
46843	P295/30ZR18	88W	A7 / R7	10.8"	25.3"	78.1"	10.0-12.0"	10.0"	11.5"	X	X
46844	P295/40ZR18	98W	A7 / R7	10.4"	27.2"	85.6"	10.0-12.0"	10.5"	11.9"		X
46846	P315/30ZR18	91W	A7 / R7	11.8"	25.6"	80.5"	11.0-12.0"	11.0"	12.5"	X	X
46847	P315/40ZR18	102W	A7 / R7	11.3"	27.3"	85.7"	10.5-12.5"	11.0"	13.2"		X

CIRCUIT RACING D.O.T. - RADIAL (CONTINUED)

ITEM NUMBER	TIRE SIZE	LOAD/SPEED RATING	TREAD PATTERN	TREAD WIDTH	APPROX. DIA.	APPROX CIRC.	RECOM. RIM WIDTH	MEASURED RIM WIDTH	SECTION WIDTH	A7	R7
46850	P335/30ZR18	95W	A7 / R7	12.8"	25.6"	80.5"	12.0-13.0"	12.0"	13.5"	X	X
46855	P345/35ZR18	100W	A7 / R7	13.2"	26.8"	84.2"	11.0-13.0"	12.0"	13.9"	X	X
46916	P235/35ZR19	79W	A7 / R7	9.25"	25.6"	80.5"	8.0-9.5"	9.0"	10.2"	X	X
46925	P265/35ZR19	86W	A7 / R7	9.6"	26.2"	82.3"	9.0-10.0"	9.0"	10.4"	X	X
46935	P295/30ZR19	89W	A7 / R7	10.4"	26.1"	82.1"	10.0-12.0"	10.0"	11.5"	X	X
46936	P295/35ZR19	92W	A7 / R7	10.0"	27.3"	86.0"	10.0-12.0"	10.0"	11.5"		X
46937	P315/30ZR19	93W	A7 / R7	12.0"	26.1"	82.2"	11.0-12.0"	11.0"	12.5"	X	X
46945	P325/30ZR19	94W	A7 / R7	12.2"	26.8"	84.1"	12.0-13.0"	13.0"	13.6"	X	X
46950	P345/30ZR19	98W	A7 / R7	13.0"	26.8"	84.3"	12.0-13.0"	13.0"	14.1"	X	X
46955	P245/35ZR20	95W	A7 / R7	9.1"	26.8"	84.3"	8.0-10.0"	8.5"	9.8"		X
46965	P265/30ZR20	95W	A7 / R7	9.8"	26.7"	83.9"	9.0-10.0"	9.5"	10.9"		X
46980	P295/30ZR20	101W	A7 / R7	10.6"	27.2"	85.5"	10.0-12.0"	10.5"	11.7"		X
46986	P305/30ZR20	103W	A7 / R7	11.8"	27.1"	85.3"	11.0-12.0"	12.0"	13.2"	X	X
46996	P335/25ZR20	103W	A7 / R7	12.8"	27.1"	85.5"	12.0-13.0"	12.0"	13.5"	X	X

WARNING: DOT labeled Hoosier Racing Tires meet Department of Transportation requirements for racing and performance only and are **NOT INTENDED FOR HIGHWAY USE**. It is unsafe to operate any Hoosier Racing Tire including DOT tires on public roads. The prohibited use of Hoosier Racing tires on public roadways may result in loss of traction, unexpected loss of vehicle control, or sudden loss of tire pressure, resulting in a vehicle crash and possible **SERIOUS PERSONAL INJURY OR DEATH**.



CIRCUIT RACING D.O.T. - RADIAL WET

ITEM NUMBER	TIRE SIZE	LOAD/SPEED RATING	TREAD PATTERN	TREAD WIDTH	APPROX. DIA.	APPROX CIRC.	RECOM. RIM WIDTH	MEASURED RIM WIDTH	SECTION WIDTH
46101	P185/65R13 W2	84H	D.O.T. Radial Wet	6.8"	22.2"	69.8"	5.0-7.0"	5.5"	7.9"
46105	P205/60R13 W2	86H	D.O.T. Radial Wet	7.2"	23.1"	72.5"	6.0-7.5"	7.0"	9.3"
46115	P205/55R14 W2	85H	D.O.T. Radial Wet	7.1"	23.5"	73.8"	5.5-7.5"	6.5"	8.7"
46126	P205/50R15 W2	84H	D.O.T. Radial Wet	7.1"	23.5"	73.8"	5.5-7.5"	6.5"	8.2"
46126	P205/50R15 SMW	84H	D.O.T. Radial Wet	7.1"	23.5"	73.8"	5.5-7.5"	6.5"	8.2"
46127	P225/45R15 W2	81H	D.O.T. Radial Wet	8.9"	22.9"	72.0"	7.0-8.5"	8.0"	9.4"
46140	P225/50R16 W2	91H	D.O.T. Radial Wet	8.8"	24.8"	77.9"	7.0-9.0"	7.0"	9.6"
46170	P225/45R17 W2	84H	D.O.T. Radial Wet	8.8"	24.8"	77.9"	7.0-9.0"	7.5"	9.5"
46175	P245/40R17 W2	86H	D.O.T. Radial Wet	9.0"	24.8"	77.9"	8.0-9.5"	8.0"	10.0"
46185	P275/40R17 W2	93H	D.O.T. Radial Wet	10.0"	25.2"	79.2"	9.0-11.0"	9.5"	11.3"
46205	P245/35R18 W2	80H	D.O.T. Radial Wet	9.0"	24.8"	77.9"	8.0-9.5"	8.0"	10.0"
46207	P245/40R18 W2	88H	D.O.T. Radial Wet	8.75"	25.5"	80.25"	8.0-9.5"	9.0"	9.75"
46215	P275/35R18 W2	87H	D.O.T. Radial Wet	10.0"	25.2"	79.2"	9.0-11.0"	9.5"	11.3"
46220	P305/30R18 W2	89H	D.O.T. Radial Wet	11.8"	25.6"	80.4"	11.0-12.0"	11.0"	12.7"

WARNING: DOT labeled Hoosier Racing Tires meet Department of Transportation requirements for racing and performance only and are **NOT INTENDED FOR HIGHWAY USE**. It is unsafe to operate any Hoosier Racing Tire including DOT tires on public roads. The prohibited use of Hoosier Racing tires on public roadways may result in loss of traction, unexpected loss of vehicle control, or sudden loss of tire pressure, resulting in a vehicle crash and possible **SERIOUS PERSONAL INJURY OR DEATH**.

NOTE: H Speed rating = 130 mph/210 km/h





TRACK ATTACK^{PRO}

ITEM NUMBER	Size	Load / Speed	Load ID	Tread Depth	Approved rim range	Inflated OD mm.	Inflated OD in.	Inflated Section mm.	Inflated Section in.	Inflated tread mm	Inflated tread in.	Max Load [kg/lb]	Max Pressure	UTQG	Weight [lb]
47830	265/35ZR18	(97Y)	TA PRO	5.3	9 - 10.5	652	25.7	263	10.4	231	9.1	730/1610	51	200 A A	21.5
47924	265/35ZR19	(98Y)	TA PRO	5.3	9 - 10.5	667	26.3	265	10.4	242	9.5	750/1654	51	200 A A	21.6
47836	275/35ZR18	(99Y)	TA PRO	5.3	9 - 11	650	25.6	277	10.9	252	9.9	775/1709	51	200 A A	22.4
47934	285/35ZR19	(103Y)	TA PRO	5.3	9.5 - 11	688	27.1	290	11.4	258	10.2	875/1929	51	200 A A	23.9
47840	295/30ZR18	(98Y)	TA PRO	5.3	10 - 11	643	25.3	297	11.7	276	10.9	750/1654	51	200 A A	23.2
47944	305/30ZR19	(102Y)	TA PRO	5.3	10.5 - 11.5	671	26.4	313	12.3	279	11.0	850/1874	51	200 A A	24.3
47854	315/30ZR18	(98Y)	TA PRO	5.3	10.5 - 11.5	652	25.7	318	12.5	305	12.0	750/1654	51	200 A A	25.6
47950	325/30ZR19	(105Y)	TA PRO	5.3	11 - 12	683	26.9	329	13.0	306	12.1	925/2040	51	200 A A	26.2
47503	205/50ZR15	89V	TA PRO	5.3	5.5 - 7.5	591	23.3	213	8.4	186	7.3	580/1279	51	200 A A	17.7
47711	225/45ZR17	94W	TA PRO	5.3	7 - 8.5	629	24.8	227	8.9	210	8.3	670/1477	51	200 A A	19.5
47914	245/35ZR19	(93Y)	TA PRO	5.3	8 - 9.5	660	26.0	242	9.5	221	8.7	650/1433	51	200 A A	20.5
47962	245/35ZR20	(95Y)	TA PRO	5.3	8 - 9.5	685	27.0	248	9.8	220	8.7	690/1521	51	200 A A	21.5
47716	245/40ZR17	95W	TA PRO	5.3	8 - 9.5	632	24.9	248	9.8	220	8.7	690/1521	51	200 A A	19.8
47822	245/40ZR18	97Y	TA PRO	5.3	8 - 9.5	658	25.9	241	9.5	217	8.5	730/1610	51	200 A A	20.2
47964	265/30ZR20	(94Y)	TA PRO	5.3	9 - 10	673	26.5	268	10.6	245	9.7	670/1477	51	200 A A	22.2
47966	265/35ZR20	(99Y)	TA PRO	5.3	9 - 10.5	699	27.5	269	10.6	238	9.4	775/1709	51	200 A A	23.1
47968	275/30ZR20	(97Y)	TA PRO	5.3	9 - 10	679	26.7	271	10.7	247	9.7	730/1610	51	200 A A	23.1
47930	275/35ZR19	(100Y)	TA PRO	5.3	9 - 11	680	26.8	268	10.6	243	9.6	800/1764	51	200 A A	23.2
47970	285/30ZR20	(99Y)	TA PRO	5.3	9.5 - 10.5	685	27.0	283	11.2	261	10.3	775/1709	51	200 A A	23.5
47938	295/30ZR19	(100Y)	TA PRO	5.3	10 - 11	666	26.2	301	11.9	273	10.7	800/1764	51	200 A A	23.9
47974	295/30ZR20	(101Y)	TA PRO	5.3	10 - 11	691	27.2	296	11.6	268	10.6	825/1819	51	200 A A	24.2
47844	295/35ZR18	(103Y)	TA PRO	5.3	10 - 11.5	668	26.3	296	11.7	272	10.7	875/1929	51	200 A A	23.7
47846	295/40ZR18	103W	TA PRO	5.3	10 - 11.5	698	27.5	301	11.9	267	10.5	875/1929	51	200 A A	24.8
47978	305/30ZR20	(103Y)	TA PRO	5.3	10.5 - 11.5	697	27.4	309	12.2	279	11.0	875/1929	51	200 A A	25.6
47948	315/30ZR19	(104Y)	TA PRO	5.3	10.5 - 11.5	678	26.7	309	12.2	290	11.4	900/1985	51	200 A A	25
47988	335/25ZR20	(103Y)	TA PRO	5.3	11.5 - 12.5	681	26.8	335	13.2	310	12.2	875/1929	51	200 A A	26.1
47858	335/30ZR18	(102Y)	TA PRO	5.3	11.5 - 12.5	664	26.1	334	13.1	314	12.4	850/1874	51	200 A A	25.8
47706	225/40ZR17	TBD	TA PRO	TBD	TBD	TBD	TBD	TBD	TBD	TBD	TBD	TBD	TBD	TBD	TBD
47511	225/45ZR15	TBD	TA PRO	TBD	TBD	TBD	TBD	TBD	TBD	TBD	TBD	TBD	TBD	TBD	TBD
47910	235/35ZR19	TBD	TA PRO	TBD	TBD	TBD	TBD	TBD	TBD	TBD	TBD	TBD	TBD	TBD	TBD
47960	245/30ZR20	TBD	TA PRO	TBD	TBD	TBD	TBD	TBD	TBD	TBD	TBD	TBD	TBD	TBD	TBD
47820	245/35ZR18	TBD	TA PRO	TBD	TBD	TBD	TBD	TBD	TBD	TBD	TBD	TBD	TBD	TBD	TBD
47724	255/40ZR17	TBD	TA PRO	TBD	TBD	TBD	TBD	TBD	TBD	TBD	TBD	TBD	TBD	TBD	TBD
47922	265/30ZR19	TBD	TA PRO	TBD	TBD	TBD	TBD	TBD	TBD	TBD	TBD	TBD	TBD	TBD	TBD
47832	265/40ZR18	TBD	TA PRO	TBD	TBD	TBD	TBD	TBD	TBD	TBD	TBD	TBD	TBD	TBD	TBD
47926	265/40ZR19	TBD	TA PRO	TBD	TBD	TBD	TBD	TBD	TBD	TBD	TBD	TBD	TBD	TBD	TBD
47940	295/35ZR19	TBD	TA PRO	TBD	TBD	TBD	TBD	TBD	TBD	TBD	TBD	TBD	TBD	TBD	TBD
47982	315/30ZR20	TBD	TA PRO	TBD	TBD	TBD	TBD	TBD	TBD	TBD	TBD	TBD	TBD	TBD	TBD
47984	315/35ZR20	TBD	TA PRO	TBD	TBD	TBD	TBD	TBD	TBD	TBD	TBD	TBD	TBD	TBD	TBD
47986	325/30ZR20	TBD	TA PRO	TBD	TBD	TBD	TBD	TBD	TBD	TBD	TBD	TBD	TBD	TBD	TBD
47994	325/30ZR21	TBD	TA PRO	TBD	TBD	TBD	TBD	TBD	TBD	TBD	TBD	TBD	TBD	TBD	TBD
47987	325/35ZR20	TBD	TA PRO	TBD	TBD	TBD	TBD	TBD	TBD	TBD	TBD	TBD	TBD	TBD	TBD
47998	345/25ZR21	TBD	TA PRO	TBD	TBD	TBD	TBD	TBD	TBD	TBD	TBD	TBD	TBD	TBD	TBD
47954	345/30ZR19	TBD	TA PRO	TBD	TBD	TBD	TBD	TBD	TBD	TBD	TBD	TBD	TBD	TBD	TBD

TRACK ATTACK PRO



REFER TO INSIDE FRONT COVER FOR NO WARRANTY POLICY AND WARNINGS.

INDEPENDENT DEALERS MUST ESTABLISH THEIR OWN PRICES.
FOR PRICING CONTACT YOUR NEAREST DISTRIBUTOR ON BACK OF CATALOG.

FORMULA STUDENT (FSAE)

ITEM NUMBER	TIRE SIZE	TREAD PATTERN	TREAD WIDTH	APPROX. DIA.	APPROX CIRC.	RECOM. RIM WIDTH	MEASURED RIM WIDTH	SECTION WIDTH	COMPOUND
41100	6.0/18.0-10	FSAE-Slick	8LBS	6.0"	18.1"	6-7"	7.0"	8.5"	LC0
43070	16.0 x 6.0-10	FSAE-Slick	7LBS	6.0"	16.3"	6-7"	6.0"	6.9"	R20
43075	16.0 x 7.5-10	FSAE-Slick	8LBS	7.3"	16.2"	6-8"	8.0"	8.4"	LC0, R20
43100	18.0 x 6.0-10	FSAE-Slick	9LBS	6.2"	18.1"	6.5-7"	6.0"	8.1"	R20
43104	18.0 x 7.5-10	FSAE-Slick	10LBS	7.5"	18.3"	7-8"	8.0"	9.5"	R20
43164	20.5 x 7.0-13	FSAE-Slick	11LBS	7.0"	21.0"	5.5-8"	6.0"	8.0"	R20
43167	20.0 x 7.5-13	FSAE-Slick	12LBS	8.0"	20.6"	7-9"	8.0"	9.4"	R20
44070	16.0 x 7.0-10	Circuit Wet	7.5LBS	7.0"	16.2"	6-7"	6.0"	7.6"	W3
44115	18.0 x 6.0-10	FSAE-Wet	9LBS	6.2"	17.8"	6-8"	6.0"	7.8"	W3
44125	19.5 x 6.5-10	Circuit Wet	10LBS	6.2"	19.5"	6-8"	6.0"	8.2"	Wet
44150	20.0 x 7.5-13	Circuit Wet	12LBS	7.4"	20.6"	6-8"	7.0"	8.3"	W3
44185	21.0 x 6.5-13	Circuit Wet	11LBS	6.7"	20.9"	6-8"	6.0"	7.2"	W3



RALLY

ITEM NUMBER	TIRE SIZE	TREAD PATTERN	TREAD WIDTH	APPROX. DIA.	APPROX CIRC.	RECOM. RIM WIDTH	MEASURED RIM WIDTH	SECTION WIDTH	COMPOUND
48004	185/70R13	Gravel Rally - Right	5.8"	23.5"	74.0"	7.0"	7.0"	8.2"	MED, HARD
48005	185/70R13	Gravel Rally - Left	5.8"	23.5"	74.0"	7.0"	7.0"	8.2"	MED, HARD
48006	185/65R15	Gravel Rally - Right	6.5"	24.8"	78.0"	6.0"	6.0"	7.4"	MED, HARD
48007	185/65R15	Gravel Rally - Left	6.5"	24.8"	78.0"	6.0"	6.0"	7.4"	MED, HARD
48008	195/65R15	Gravel Rally - Right	6.7"	25.2"	79.0"	7.0"	6.0"	7.7"	MED, HARD
48009	195/65R15	Gravel Rally - Left	6.7"	25.2"	79.0"	7.0"	6.0"	7.7"	MED, HARD
48010	205/65R15	Gravel Rally - Right	7.1"	25.3"	79.5"	7.0"	7.0"	8.75"	MED, HARD
48011	205/65R15	Gravel Rally - Left	7.1"	25.3"	79.5"	7.0"	7.0"	8.75"	MED, HARD
48000	235/45R17	WRX Dry	8.9"	25.2"	79.1"	8-8.5"	8"	9.7"	RX, WRX
48105	235/45R17	WRX Wet	9.5"	24.3"	76.3"	8-8.5"	8"	9.84"	RX Wet
48300	195/50R13 TW1	Tarmac Wet	6.9"	20.8"	65.3"	7.0"	7.0"	7.8"	W
48350	225/45R13 TW1	Tarmac Wet	8.6"	20.9"	65.8"	7.5"	7.5"	8.8"	W
48310	195/50R13 TD1	Symmetric Tarmac	6.9"	20.8"	65.5"	7.5"	7.0"	7.6"	W,S
48320	195/50R13 TD1	Symmetric Tarmac	6.9"	20.8"	65.5"	7.5"	7.0"	7.6"	M,H
48360	225/45R13 TD1	Symmetric Tarmac	7.8"	20.8"	65.5"	7.5"	7.5"	8.5"	W,S
48370	225/45R13 TD1	Symmetric Tarmac	7.8"	20.8"	65.5"	7.5"	7.5"	8.5"	M,H
48500	195/50R15 TW1	Tarmac Wet	7.0"	22.8"	71.5"	6.5"	6.5"	7.6"	W
48570	195/50R15 TD1	Symmetric Tarmac	7.2"	22.8"	71.5"	6.0"	6.5"	7.8"	W,S
48520	195/50R15 TD1	Symmetric Tarmac	7.2"	22.8"	71.5"	6.0"	6.5"	7.8"	M,H
48550	225/45R15 TW1	Tarmac Wet	8.3"	23.0"	72.2"	7.0"	7.0"	8.6"	W
48560	225/45R15 TD1	Symmetric Tarmac	7.5"	22.7"	71.5"	7.5"	7.0"	8.6"	W,S
48570	225/45R15 TD1	Symmetric Tarmac	7.5"	22.7"	71.5"	7.5"	7.0"	8.6"	M,H
48610	195/50R16 TD2	Asymmetric Tarmac	7.6"	23.7"	74.0"	6.0"	6.5"	7.8"	US,S
48620	195/50R16 TD2	Asymmetric Tarmac	7.6"	23.7"	74.0"	6.0"	6.5"	7.8"	M,H

RALLY (CONTINUED)

ITEM NUMBER	TIRE SIZE	TREAD PATTERN	TREAD WIDTH	APPROX. DIA.	APPROX CIRC.	RECOM. RIM WIDTH	MEASURED RIM WIDTH	SECTION WIDTH	COMPOUND
48600	195/50R16 TW2	Tarmac Wet	7.0"	23.6"	74.1"	6.0"	6.0"	7.6"	W
48710	195/50R17 TD2	Asymmetric Tarmac	7.6"	24.6"	77.1"	7.0"	7.0"	7.9"	US,S
48720	195/50R17 TD2	Asymmetric Tarmac	7.6"	24.6"	77.1"	6.0"	7.0"	7.9"	H,M
48700	195/50R17 TW2	Tarmac Wet	7.0"	24.6"	77.4"	6.0"	6.0"	7.4"	W
48810	225/40R18 TD2	Asymmetric Tarmac	8.6"	25.3"	79.4"	8.0"	8.0"	9.0"	S
48820	225/40R18 TD2	Asymmetric Tarmac	8.6"	25.3"	79.4"	8.0"	8.0"	9.0"	M,H
48800	225/40R18 TW3	TW3	8.2"	25.3"	79.5"	8.0"	8.0"	8.6"	W



OFF ROAD

DIRT BIKE

ITEM NUMBER	TIRE SIZE	TREAD PATTERN	TREAD WIDTH	APPROX. CIRC.	RECOM. RIM WIDTH	MEASURED RIM WIDTH	SECTION WIDTH	COMPOUND	APPLICATION
07000	60/100-10	Motocross Front	2.75"	48.0"	1.5"	1.5"	2.75"	MX30	50cc JR Front
07005	60/100-12	Motocross Front	2.70"	53.75"	1.5"	1.5"	2.70"	MX30	50cc SR Front
07010	70/100-10	Motocross Rear IMX	3.12"	48.75"	1.5"	1.5"	3.12"	IMX30	50cc Rear
07015	60/100-14	Motocross Front	2.63"	60.5"	1.4"	1.4"	2.375"	MX30	65cc Front
07020	80/100-12	Motocross Front	3.70"	57.75"	1.6"	1.6"	3.70"	IMX30	65cc Rear
07025	70/100-17	Motocross Front	3.20"	72.75"	1.4"	1.4"	2.70"	MX30	85cc Front
07030	90/100-14	Motocross Rear IMX	4.50"	68.5"	1.6"	1.6"	3.65"	IMX30	85cc Rear
07113	80/100-21 C100	Motocross Front	3.86"	88.75"	1.6"	1.6"	3.86"	MX25S, MX30S	125, 250, 450cc
07114	80/100-21	Motocross Front	3.70"	87.75"	1.6"	1.6"	3.70"	MX25F, MX30F	125, 250, 450cc
07180	110/100-18	Motocross Rear IMX	4.70"	84.50"	1.85-2.15"	2.15"	4.70"	IMX25, IMX30	125, 250, 450cc
07193	110/90-19 C100	Motocross Rear IMX	4.65"	88.75"	1.85-2.15"	2.15"	4.65"	IMX20, IMX25, IMX30	125, 250, 450cc
07203	120/80-19 C100	Motocross Rear IMX	5.0"	85.75"	1.85-2.15"	2.15"	5.0"	IMX20, IMX25, IMX30	250, 450cc
07218	120/90-18	Motocross Rear IMX	5.10"	84.875"	2.15"	2.15"	5.10"	IMX30	250, 450cc
07219	120/90-18 C100	Motocross Rear IMX	5.10"	84.75"	2.15"	2.15"	5.10"	IMX25, IMX30	250, 450cc
07250	120/80-19	Motocross Rear HMX	5.10"	86.5"	2.15"	2.15"	5.10"	HMX, SPEC	250, 450cc
07280	110/100-18	Soft Terrain	5.00"	85.125"	1.85-2.15"	2.15"	4.10"	ST1	125, 250, 450cc
07300	110/90-19	Soft Terrain	4.875"	86.0"	2.15"	2.15"	3.875"	ST1	125, 250, 450cc
07501	130/80-19	Flat Track Front	5.00"	85.125"	2.25-3.00"	2.4"	4.75"	FT30, FT40, FT50	Flat Track
07551	140/80-19	Flat Track Rear	5.65"	87.00"	2.75-3.50"	3.0"	5.20"	FT30, FT40, FT50	Flat Track



ATV / 3 WHEELER

ITEM NUMBER	TIRE SIZE	PLY RATING	TREAD PATTERN	TREAD WIDTH	APPROX. DIA	APPROX. CIRC.	RECOM. RIM WIDTH	MEASURED RIM WIDTH	SECTION WIDTH	COMPOUND	APPLICATION
11940	12.0x 8.0-6	NA	Treaded Crossblock	8.0"	12.0"	37.5"	9-10"	10"	9.75"	D10A, D20A	Youth ATV Rear
11960	12.0x 9.0-6	NA	Treaded Crossblock	9.0"	12.0"	38.5"	9-10"	10"	10.25"	D10A, D20A, D30A	Youth ATV Rear
16105	21.0x 6.0-10	NA	Rib	7.0"	21.0"	66.0"	6-8"	7"	8.25"	T20	3 Wheeler Front
16110	18.0x11.0-10	NA	Wide Tri-Trac	10.0"	18.0"	57.0"	10"	10"	11.0"	T10, T20	Flat Track & TT
16115	18.0x10.0-10	NA	Tri-Trac	9.0"	18.0"	57.0"	9-10"	9"	10.5	RD20, RD30	Flat Track & TT
16130	18.5x 6.0-10	NA	Tri-Trac Front	6.0"	18.5"	59.0"	5"	5"	7.5"	T10	Flat Track & TT
16250	18.0x 5.5-10	NA	ATV Front	5.5"	18.0"	57-58"	5"	5"	6.6"	D12, RD20	Flat Track & TT
16275	18.5x 8.0-10	NA	Large Crossblock	8.5"	18.5"	59.0"	8"	8"	9.5"	RD20	Flat Track & TT
16300	18.0x10.0-10	NA	Large Crossblock	10.0"	18.0"	58.0"	9-10"	10"	11.0"	RD12, RD20, RD30	Flat Track & TT
16325	18.5x10.0-10	NA	Large Crossblock	10.0"	18.5"	59.0"	10"	10"	10.9"	D10	Flat Track & TT
16600	20.5x 6.0-10	NA	MX Front	5.0"	20.5"	63.25"	5"	5"	6.5"	MX 150	MX Front

REFER TO INSIDE FRONT COVER FOR NO WARRANTY POLICY AND WARNINGS.

INDEPENDENT DEALERS MUST ESTABLISH THEIR OWN PRICES. FOR PRICING CONTACT YOUR NEAREST DISTRIBUTOR ON BACK OF CATALOG.

ATV / 3 WHEELER (CONTINUED)

ITEM NUMBER	TIRE SIZE	PLY RATING	TREAD PATTERN	TREAD WIDTH	APPROX. DIA.	APPROX. CIRC.	RECOM. RIM WIDTH	MEASURED RIM WIDTH	SECTION WIDTH	COMPOUND	APPLICATION
16700	18.0x10.0-8	NA	MX Rear	8.5"	18.0"	56.5"	8"	8"	9.625"	MX150, MX200	MX Rear
16805	21.0x 7.0-10	6 PLY	ATV Front	6.75"	20.5"	64.5"	5"	5"	7.0"	XC200	ATV Front
16900	20.0x11.0-9	6 PLY	ATV Rear	9.75"	20.0"	62.5"	8"	8"	10.75"	XC200	ATV Rear
16910	20.0x11.0-9	6 PLY	ATV Rear	9.75"	20.0"	62.5"	8"	8"	10.75"	XC175	ATV Rear
42400	15.0/ 6.0-8	NA	ATV Front	6.0"	15.0"	49.0"	6"	6"	7.4"	D12, RD20	Flat Track & TT
42450	15.0/ 7.0-8	NA	Small Crossblock	7.0"	15.0"	49.0"	6"	6"	7.5"	RD20	Flat Track & TT
42500	15.0/ 8.0-8	NA	Small Crossblock	8.0"	15.0"	49.5"	7"	7"	8.5"	RD20, RD25	Flat Track & TT
42550	16.0/ 8.5-8	NA	Small Crossblock	8.5"	16.0"	53.5"	9"	9"	10.5"	RD20	Flat Track & TT



UTV / SXS

ITEM NUMBER	TIRE SIZE	TREAD PATTERN	TREAD WIDTH	APPROX. DIA.	APPROX. CIRC.	RECOM. RIM WIDTH	MEASURED RIM WIDTH	SECTION WIDTH	COMPOUND	APPLICATION
49400	27.5/8.0-15	Super Chain Link	8.0"	27.75"	87.0"	7-8"	8"	10.5"	M500	Prod 1000/PS
49470	27.0/9.0-15	Knobby	9.0"	27.0"	84.25"	7-8"	8"	9.75"	M550	Short Course
16510	30.0/10.0-15	Knobby	10.0"	30.0"	92.5"	7-8"	8"	10.25"	M550	Short Course

SOFT

COMPOUND

FIRM

D10	RD12	D12	RD15	RD20	RD25	RD30	M500	M550	MX200	XC200	H500	T30
D10A				D20A		D30A	MX150	XC175				
				T10		T20						



**ULTIMATE
TRACK
DAY WEAPON**

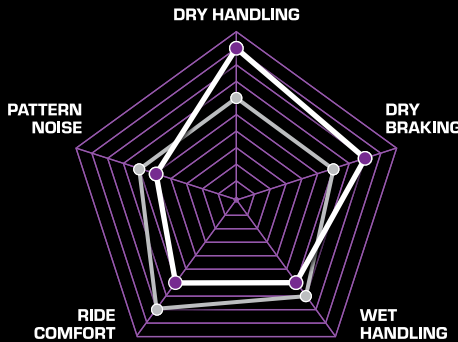
**EXTREME
STREET
PERFORMANCE**

TRACK ATTACK PRO

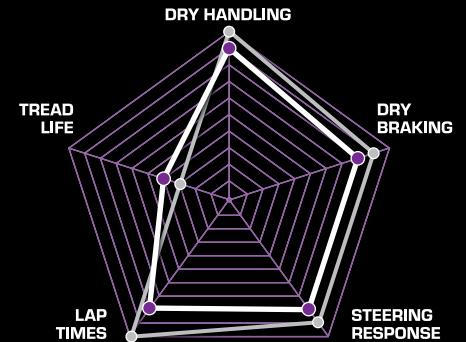
Designed for drivers who live life on the edge, demanding the ultimate track day weapon, the TrackAttack Pro masters both street and track. Harnessing Hoosier's unparalleled racing DNA, taking track dominance to the street, the TrackAttack Pro drives highly addictive performance. This revolutionary extreme performance summer tire awakens mundane commutes, empowers epic track days – and ignites legendary journeys in between.

BENEFITS

- UTQG 200 rated Extreme Performance Summer tire
- Engineered for track dominance and street performance with Hoosier Racing DNA
- Addictive levels of responsiveness and handling
- Unrivaled grip derived from motorsports-proven compounds
- Adrenaline fueled acceleration fused with dynamic braking



TRACK ATTACK PRO Extreme Contact Force



TRACK ATTACK PRO Hoosier R7

Extra-wide shoulder ribs maximize cornering performance

Featherlight construction provides peak responsiveness

H-DNA technology: 65+ years of Hoosier Racing DNA

Optimized center rib for increased braking performance

Motorsports derived compound



Rim Diameter

Aspect Ratio

Tread Pattern



15" - 21"



25 - 50



Asymmetric

TREADWEAR

TRACTION

TEMPERATURE

UTQG 200

A

A

SPEED

LOAD INDEX

V - (Y)

SL - XL



Proudly Manufactured By



GENERAL TIRE

HOOSIER

SLICK



CATALOG #: 3910027 • 3920044 • 393471013 • 393491117 • 393701485 • 394732642 • 394912124 • 394912262 • 394982468 • 394992640

WET



CATALOG #: 39270SCWET

DIRT



CATALOG #: 40301D45 • 40310D70



Continental Renner Racing (FIA Appendix K homologated for Historic cars pre 1965)

'Continental Renner Racing' was already at home on racetracks around the world in the 1960s and 1970s. The tire was developed to ensure safe, fair racing based on the strict specifications set down by the FIA.



The Continental Renner Racing is built exclusively in the USA by Hoosier Racing Tire, where we have been exclusively producing racing tires for over 60 years.

A large part of our production has always been bias-ply, which are manufactured in 3 shifts a day, 7 days a week. In this way, Hoosier ensures that the tires supplied to our customers are of a high quality and consistently reliable product run after run, set after set.

On the circuit this means: the Continental Renner Racing is very consistent over a race distance and it offers ideal feedback to the driver, which in turn gives confidence to the driver.

In intensive tests and within the framework of the technical specifications of the FIA, the Continental Renner Racing has proven to be a product that is perfectly tailored to historic vehicles.

We look forward to seeing this tire back on the world's circuits in the future.

TIRE SIZE	TREAD WIDTH	APPROX. DIA.	APPROX. CIRC.	RECOM. RIM WIDTH	MEASURED RIM WIDTH	SECTION WIDTH	MODEL
5.00T10	4.8"	19.6"	61.5"	5.0-6.0"	5.0"	6.8"	Renner Racing
4.50T12	4.7"	21.1"	66.3"	5.0-6.0"	5.0"	6.9"	Renner Racing
4.50T13	4.6"	22.2"	69.7"	5.0-6.0"	5.0"	6.6"	Renner Racing
5.50T13	5.2"	23.8"	74.7"	5.0-6.0"	5.5"	8.3"	Renner Racing
5.50T14	5.1"	24.7"	77.6"	5.0-6.0"	5.5"	7.8"	Renner Racing
4.50T15	4.1"	24.0"	75.4"	5.0-6.0"	5.0"	6.3"	Renner Racing
5.00T15	4.8"	24.7"	77.6"	5.0-6.0"	6.0"	7.7"	Renner Racing
5.50T15	5.1"	25.5"	80.1"	6.0-7.0"	6.5"	8.2"	Renner Racing
6.00T15	5.5"	26.7"	83.8"	6.5-7.5"	7.0"	9.2"	Renner Racing
6.50T15	5.8"	27.3"	85.7"	7.0-8.0"	7.5"	9.9"	Renner Racing
7.00T15	6.8"	27.6"	86.7"	8.0-9.0"	8.5"	11.0"	Renner Racing
6.00T16	5.0"	27.6"	86.7"	5.5-6.5"	6.0"	8.3"	Renner Racing



ExtremeContact™ Force

The ExtremeContact™ Force is a stylish summer ultra-high performance competition tire for both enthusiasts and professionals. Ideal for endurance racing, this tire comes complete with SportPlus™ Technology, which provides responsive handling, better grip on wet roads, and extended tread life.

UTQG - All Sizes

Treadwear	Traction	Temperature
200	A	A

Rim Diameter
15 - 20

Aspect Ratio
25 - 50

Speed Rating
V, W, Y

Benefits

- Consistent lap times
- Predictable on track
- Designed for dry and wet conditions
- Exceptional tread life
- Qualifies for 200 UTQG competition
- Designed for track and street use

Technologies and Features

SportPlus™ Technology

- Provides responsive handling
- Grips better on wet roads
- Extends tread life



Current sizes

Fully street legal / DOT approved

Tire Size	Load Rating	Speed Rating	Load Range	Tire Dia.	Circ.	Tread Width	Sec. Width	Rim Width	Tread Depth	Weight	Rim Widths	Max Inflation	Revs Per Mile	UTQG
205/50 R 15	89	V	XL	23.1	72.6	7.1	8.4	6.5	7	19.5 lbs.	5.5-7.5	51	900	200AA
225/45 R 15	87	V	SL	22.8	71.6	7.8	9.2	7.5	7	20.1 lbs.	7.0-8.5	51	904	200AA
245/40 R 15	92	V	XL	22.7	71.0	8.6	10.0	8.5	7	20.8 lbs.	8.0-9.5	51	917	200AA
225/40 ZR 17	90	W	XL	24.1	75.7	7.9	9.3	8.0	7	21.0 lbs.	7.5-9.0	51	862	200AA
225/45 ZR 17	94	W	XL	25.1	78.7	7.8	9.2	7.5	7	26.1 lbs.	7.0-8.5	51	829	200AA
245/40 ZR 17	95	W	XL	24.8	78.0	8.6	10.0	8.5	7	23 lbs.	8.0-9.5	51	840	200AA
255/40 ZR 17	98	W	XL	25.1	78.7	8.9	10.5	9	7	24.3 lbs.	8.5-10.0	51	830	200AA
275/35 ZR 17	98	W	XL	24.6	77.0	9.9	11.1	9.5	7	24.7 lbs.	9.0-11.0	51	847	200AA
245/35 ZR 18	92	W	XL	24.8	77.8	8.7	10.1	8.5	7	23.2 lbs.	8.0-9.5	51	839	200AA
245/40 ZR 18	97	W	XL	25.8	81.0	8.6	10.0	8.5	7	24.5 lbs.	8.0-9.5	51	808	200AA
275/35 ZR 18	99	W	XL	25.5	80.1	10.0	11.1	9.5	7	25.9 lbs.	9.0-11.0	51	812	200AA
295/30 ZR 18	98	W	XL	25.0	78.4	10.9	12.1	10.5	7	26.5 lbs.	10.0-11.0	51	832	200AA
295/40 ZR 18	103	W	SL	27.3	85.83	10.7	12.06	10.5	7	29.3 lbs.	10.5-11.5	51	738	200AA
315/30 ZR18	98	W	SL	25.4	79.7	11.7	12.8	11	7	28.8 lbs.	10.5-11.5	51	817	200AA
335/30 ZR 18	106	W	XL	26.0	81.6	12.4	13.4	12	7	30.2 lbs.	11.5-12.5	51	800	200AA
345/35 ZR 18	109	W	SL	27.5	86.4	12.8	13.8	12	7	33.7 lbs.	11.5-13.5	51	755	200AA
235/35 ZR 19	91	W	XL	25.6	80.2	8.3	9.8	8.5	7	22.7 lbs.	8.0-9.5	51	815	200AA
265/35 ZR 19	98	W	XL	26.3	82.7	9.5	11.0	9.5	7	26.3 lbs.	9.0-10.5	51	790	200AA
295/30 ZR 19	100	W	XL	26.0	81.7	10.9	12.1	10.5	7	27.8 lbs.	10.0-11.0	51	800	200AA
315/30 ZR 19	104	W	XL	26.6	83.4	11.7	12.8	11	7	30.3 lbs.	10.5-11.5	51	786	200AA
325/30 ZR 19	105	W	XL	26.7	83.8	12.0	13.1	11	7	30.4 lbs.	11.0-12.0	51	779	200AA
345/30 ZR 19	109	W	XL	27.1	85.2	12.8	13.8	12	7	33.7 lbs.	11.5-12.5	51	765	200AA
245/35 ZR 20	95	Y	XL	26.9	84.3	8.7	10.0	8.5	7	24.9 lbs.	8.0-9.0	49	TBD	200AA
265/30 ZR 20	94	Y	XL	26.5	83.1	9.6	11.0	9.5	7	26.0 lbs.	9.0-10.5	49	TBD	200AA
295/30 ZR 20	101	Y	XL	27.1	85.2	10.9	12.1	10.5	7	29.1 lbs.	10.0-11.0	51	TBD	200AA
305/30 ZR 20	103	Y	XL	27.4	86.1	11.3	12.6	11	7	29.9 lbs.	10.5-11.5	51	TBD	200AA
335/25 ZR 20	99	Y	SL	26.6	83.6	12.5	13.6	12	7	31.2 lbs.	11.5-12.5	51	TBD	200AA
345/25 ZR 20	100	Y	SL	26.6	83.5	12.9	14.1	12.5	7	31.3 lbs.	12.0-13.0	51	782	200AA



Proudly Manufactured By



The Continental "GR CUP" slick and ExtremeContact™ Wet are the compulsory tires for the 2024 GR Cup Series.



GR Cup Slick Tires

245 / 620 R18

GR Cup Rain Tires

245 / 620 R18





PERFORMANCE APPAREL DESIGNED FOR CHAMPIONS

We started the Hoosier Premium Apparel line with a goal to bring together value and durability in clothing that fits our fans' fast paced lifestyle. From the pits to the parties, our apparel not only feels good, but looks great and is built to stand the test of time.

The performance you expect from the number one racing tire manufacturer in the world!



APPAREL MADE FOR *ALL* CHAMPIONS



MEN'S LINE



WOMEN'S LINE



YOUTH LINE

SCAN TO
SHOP



HOOSIERTIRE.COM



HOOSIER RACING TIRE

CORPORATE Headquarters

65465 S.R. 931 ♦ Lakeville, IN 46536 ♦ (574) 784-3152 ♦ Fax: (574) 784-2385

www.hoosiertire.com

Hoosier Racing Tire Europe

Continental Reifen Deutschland GmbH

Continental Plaza 1 ♦ 30175 Hannover, Germany ♦ info_europe@hoosiertire.com

DISTRIBUTORS

Hoosier Tire East

56-H Loomis Street ♦ Manchester, CT 06042
Phone: (860) 646-9646 ♦ Fax: (860) 646-2054
E-mail: rob@hoosiertireeast.com
www.hoosiertireeast.com

Hoosier Tire Great Plains Kansas

11771 West Kellogg ♦ Wichita, KS 67209
Phone: (316) 462-1430 ♦ Fax: (316) 462-1487
E-mail: sales@hoosiertiregp.com
www.hoosiertiregp.com

Hoosier Tire Mid-Atlantic Pittsburgh

111 South Pike Road, Suite 203 ♦ Sarver, PA 16055
Phone: (724) 360-8000 ♦ Fax: (724) 360-8044
E-mail: sales@hoosiermidatlantic.com
www.hoosiermidatlantic.com

Hoosier Tire Mid-Atlantic Baltimore

2931 Industrial Park Drive ♦ Finksburg, MD 21048
Phone: (410) 833-2061 ♦ Fax: (410) 833-5921
E-mail: sales@hoosiermidatlantic.com
www.hoosiermidatlantic.com

Hoosier Tire Midwest Indianapolis

4155 North CR 1000 East, Suite A
Brownsburg, IN 46112
Phone: (317) 858-1234 ♦ Fax: (317) 858-1307
E-mail: hoosiertiregirl@gmail.com
www.racetires.com

Hoosier Tire Midwest Springfield

3886 E. State Route 54 ♦ Springfield, IL 62707
Phone: (217) 522-1955 ♦ Fax: (217) 670-0746
E-mail: jessica@racetires.com
www.racetires.com

Hoosier Tire Midwest Plymouth

1801 Jim Neu Drive ♦ Plymouth, IN 46563
Phone: (574) 936-8344 ♦ Fax: (574) 936-1673
E-mail: hoosiertireply@aol.com
www.racetires.com

Hoosier Tire North

12680 Industrial Blvd NW ♦ Elk River, MN 55330
Phone: (763) 428-8780 ♦ Fax: (800) 555-8577
E-mail: bfollmer1@aol.com
www.hoosiertirenorth.com

Hoosier Tire Ohio Valley

1933 Staunton Turnpike ♦ Parkersburg, WV 26104
Phone: (304) 428-5000 ♦ Fax: (304) 485-8038
1-800-430-7223 ♦ E-mail: todd@poske.com
www.poske.com

Hoosier Tire South

Asphalt
P.O. Box 537 ♦ Welcome, NC 27374
Phone: (336) 731-6100 ♦ Fax: (336) 731-6086
E-mail: hoosierasp@lexcominc.net

Hoosier Tire South

Road & Drag
P.O. Box 6080 ♦ Maryville, TN 37802
Phone: (865) 984-3232 ♦ Fax: (865) 681-0775
E-mail: road&drag@hoosiertiresouth.com

Hoosier Tire South

Dirt Oval
P.O. Box 1437 ♦ Clinton, TN 37717
Phone: (865) 457-9888 ♦ Fax: (865) 457-8033
E-mail: hoosiertire@bellsouth.net

Hoosier Tire Southwest

Mesquite
103 Gross Road, Bldg. A ♦ Mesquite, TX 75149
Phone: (972) 289-RACE (7223) ♦ Fax: (972) 289-8055
E-mail: tom@smileysracing.com
tclonch@smileysracing.com ♦ www.smileysracing.com

Hoosier Tire Southwest

Oklahoma City
3208 SW 59th, Suite A ♦ Oklahoma City, OK 73119
Phone: (405) 686-7112 ♦ Fax: (405) 681-2242
E-mail: tom@smileysracing.com

Hoosier Tire Southwest

Houston
1622 Sawdust Road ♦ The Woodlands, TX 77380
Phone: (281) 362-7872 ♦ Fax: (281) 292-4996
E-mail: tom@smileysracing.com
tclonch@smileysracing.com ♦ www.smileysracing.com

Hoosier Tire West

2608 E. California ♦ Fresno, CA 93721
Phone: (559) 485-4612 ♦ Fax: (559) 485-4632
E-mail: racing@hoosiertirewest.com
www.hoosiertirewest.com

Hoosier Tire Canada - NY

1733 Maryland Avenue ♦ Niagara Falls, NY 14305
Phone: (716) 285-7502 ♦ Fax: (800) 285-1454
E-mail: usasales@bicknellracingproducts.com
www.bicknellracingproducts.com

INTERNATIONAL

Hoosier Tire Australia

17 Blind Road ♦ Nelson NSW, Australia 2765
Phone: (61) 296 791990 ♦ Fax: (61) 296 791187
E-mail: mdimport@bigpond.net.au
www.hoosier.com.au

Hoosier Tire Canada

117-119 Cushman Road
St. Catharines, Ontario, Canada L2M 6S9
Phone: (905) 685-7223 Ext. 221 ♦ Fax: (800) 891-0521
E-mail: ronmckay@bicknellracingproducts.com
www.hoosiertirecanada.com

Hoosier Tire New Zealand

32 William Pickering Drive
Albany, Auckland, 0632, New Zealand
Phone: (09) 415 1388 ♦ Fax: (09) 415 0788
E-mail: 8@cardwells.co.nz ♦ www.cardwells.co.nz

Hoosier Tire Western Canada

11703 Groat Road NW ♦ Edmonton, Alberta, Canada T9E 7B1
Phone: (780) 909-8467 ♦ Mobile: (587) 768-0490
E-mail: info@hoosiertirewc.ca
www.hoosiertirewesterncanada.com

Hoosier Tire Mexico

Av. Constituyentes 251 Int.102 ♦ Mexico City, MX 11840
Phone: +52 55 5273 3646
Email: micheljl@journic.com.mx



TIRES DESIGNED FOR CHAMPIONS

To learn more about purchasing Hoosier tires in areas not listed, you can e-mail internationalsales@hoosiertire.com